



Tubulin γ Polyclonal Antibody

Cat #: ABP60794

Size: 30 μ l /100 μ l /200 μ l

Product Information

	Product Name: Tubulin γ Polyclonal Antibody		
	Applications: IHC-P, ELISA		Isotype: Rabbit IgG
	Reactivity: Human, Mouse, Rat		
REF	Catalog Number: ABP60794	LOT	Lot Number: Refer to product label
	Formulation: Liquid		Concentration: 1 mg/ml
	Storage: Store at -20°C. Avoid repeated freeze / thaw cycles.		Note: Contain sodium azide.

Background: TUBG1 (Tubulin Gamma 1) is a Protein Coding gene. Diseases associated with TUBG1 include Cortical Dysplasia, Complex, With Other Brain Malformations 4 and Pachygyria. Among its related pathways are Regulation of PLK1 Activity at G2/M Transition and Cytoskeleton remodeling Neurofilaments. TUBG1 encodes a member of the tubulin superfamily. The encoded protein localizes to the centrosome where it binds to microtubules as part of a complex referred to as the gamma-tubulin ring complex. The protein mediates microtubule nucleation and is required for microtubule formation and progression of the cell cycle. A pseudogene of this gene is found on chromosome 7.

Application Notes: Optimal working dilutions should be determined experimentally by the investigator. Suggested starting dilutions are as follows: IHC-P (1:50-1:200), ELISA (1:10000-1:20000).

Storage Buffer: PBS, pH 7.4, containing 0.02% Sodium Azide as preservative and 50% Glycerol as stabilizer.

Storage Instructions: Stable for one year at -20°C from date of shipment. For maximum recovery of product, centrifuge the original vial after thawing and prior to removing the cap. Aliquot to avoid repeated freezing and thawing.

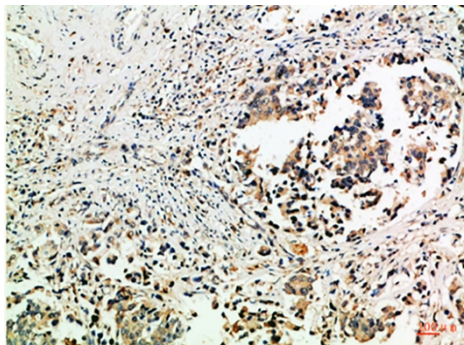


Fig.1. Immunohistochemical analysis of paraffin-embedded Human-breast-cancer, antibody was diluted at 1:100.

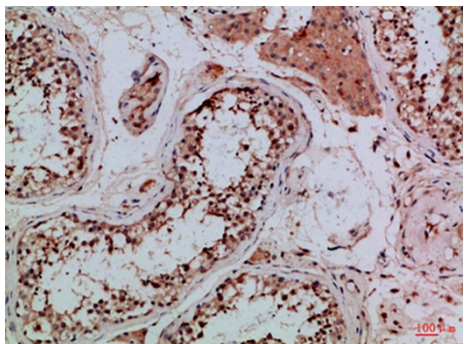


Fig.2. Immunohistochemical analysis of paraffin-embedded Human-testis, antibody was diluted at 1:100.

Note: The product listed herein is for research use only and is not intended for use in human or clinical diagnosis. Suggested applications of our products are not recommendations to use our products in violation of any patent or as a license. We cannot be responsible for patent infringements or other violations that may occur with the use of this product.