



NMUR2 Polyclonal Antibody

Cat #: ABP59482

Size: 30µl /100µl /200µl

Product Information

	Product Name: NMUR2 Polyclonal Antibody		
	Applications: WB, ELISA		Isotype: Rabbit IgG
	Reactivity: Human		
REF	Catalog Number: ABP59482	LOT	Lot Number: Refer to product label
	Formulation: Liquid		Concentration: 1 mg/ml
	Storage: Store at -20°C. Avoid repeated freeze / thaw cycles.		Note: Contain sodium azide.

Background: NMUR2 (Neuromedin U Receptor 2) is a Protein Coding gene. Among its related pathways are Signaling by GPCR and RET signaling. NMUR2 encodes a protein from the G-protein coupled receptor 1 family. This protein is a receptor for neuromedin U, which is a neuropeptide that is widely distributed in the gut and central nervous system. This receptor plays an important role in the regulation of food intake and body weight.

Application Notes: Optimal working dilutions should be determined experimentally by the investigator. Suggested starting dilutions are as follows: WB (1:500-1:2000), ELISA (1:10000-1:20000).

Storage Buffer: PBS, pH 7.4, containing 0.02% Sodium Azide as preservative and 50% Glycerol as stabilizer.

Storage Instructions: Stable for one year at -20°C from date of shipment. For maximum recovery of product, centrifuge the original vial after thawing and prior to removing the cap. Aliquot to avoid repeated freezing and thawing.

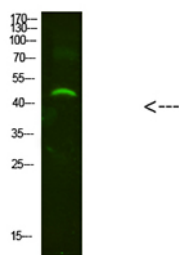


Fig.1. Western Blot analysis of Mouse-brain cells using primary antibody diluted at 1:2000 (4°C overnight). Goat Anti-rabbit IgG Dylight 800 (Cat #: A23920) secondary antibody was diluted at 1:5000 at 25°C for 1 hour.

Note: The product listed herein is for research use only and is not intended for use in human or clinical diagnosis. Suggested applications of our products are not recommendations to use our products in violation of any patent or as a license. We cannot be responsible for patent infringements or other violations that may occur with the use of this product.