



MIA Polyclonal Antibody

Cat #: ABP59271

Size: 30µl /100µl /200µl

Product Information

	Product Name: MIA Polyclonal Antibody		
	Applications: IHC-P, ELISA		Isotype: Rabbit IgG
	Reactivity: Human		
REF	Catalog Number: ABP59271	LOT	Lot Number: Refer to product label
	Formulation: Liquid		Concentration: 1 mg/ml
	Storage: Store at -20°C. Avoid repeated freeze / thaw cycles.		Note: Contain sodium azide.

Background: MIA (Melanoma Inhibitory Activity) is a Protein Coding gene. Diseases associated with MIA include Melanoma and Skin Melanoma. Among its related pathways are Neural Crest Differentiation. Elicits growth inhibition on melanoma cells in vitro as well as some other neuroectodermal tumors, including gliomas.

Application Notes: Optimal working dilutions should be determined experimentally by the investigator. Suggested starting dilutions are as follows: IHC-P (1:50-1:200), ELISA (1:10000-1:20000).

Storage Buffer: PBS, pH 7.4, containing 0.02% Sodium Azide as preservative and 50% Glycerol as stabilizer.

Storage Instructions: Stable for one year at -20°C from date of shipment. For maximum recovery of product, centrifuge the original vial after thawing and prior to removing the cap. Aliquot to avoid repeated freezing and thawing.

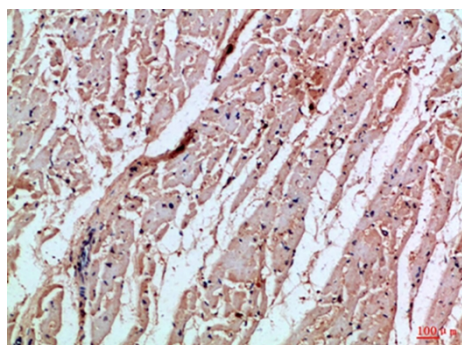


Fig.1. Immunohistochemical analysis of paraffin-embedded Human-heart, antibody was diluted at 1:100.

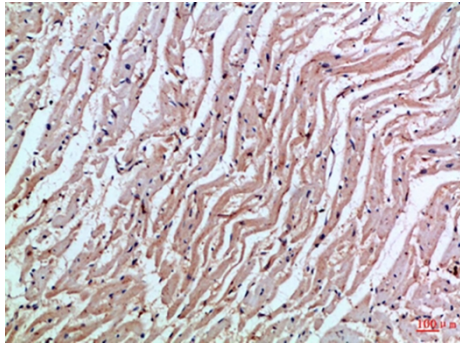


Fig.2. Immunohistochemical analysis of paraffin-embedded Human-heart, antibody was diluted at 1:100.

Note: The product listed herein is for research use only and is not intended for use in human or clinical diagnosis. Suggested applications of our products are not recommendations to use our products in violation of any patent or as a license. We cannot be responsible for patent infringements or other violations that may occur with the use of this product.