



Frizzled-4 Polyclonal Antibody

Cat #: ABP58593

Size: 30µl /100µl /200µl

Product Information

	Product Name: Frizzled-4 Polyclonal Antibody		
	Applications: IHC-P, ELISA		Isotype: Rabbit IgG
	Reactivity: Human, Mouse, Rat		
REF	Catalog Number: ABP58593	LOT	Lot Number: Refer to product label
	Formulation: Liquid		Concentration: 1 mg/ml
	Storage: Store at -20°C. Avoid repeated freeze / thaw cycles.		Note: Contain sodium azide.

Background: FZD4 (Frizzled Class Receptor 4) is a Protein Coding gene. Diseases associated with FZD4 include Exudative Vitreoretinopathy 1 and Exudative Vitreoretinopathy. Among its related pathways are Transcription Androgen Receptor nuclear signaling and phosphorylation site mutants of CTNNB1 are not targeted to the proteasome by the destruction complex.

Application Notes: Optimal working dilutions should be determined experimentally by the investigator. Suggested starting dilutions are as follows: IHC-P (1:50-1:200), ELISA (1:10000-1:20000).

Storage Buffer: PBS, pH 7.4, containing 0.02% Sodium Azide as preservative and 50% Glycerol as stabilizer.

Storage Instructions: Stable for one year at -20°C from date of shipment. For maximum recovery of product, centrifuge the original vial after thawing and prior to removing the cap. Aliquot to avoid repeated freezing and thawing.

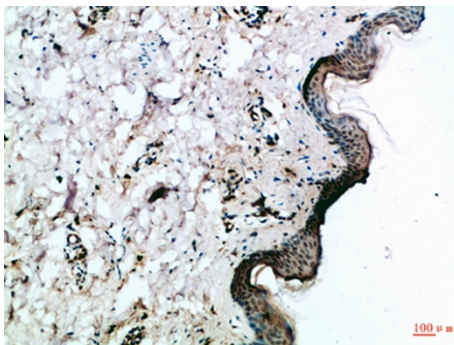


Fig.1. Immunohistochemical analysis of paraffin-embedded Human-skin, antibody was diluted at 1:100.

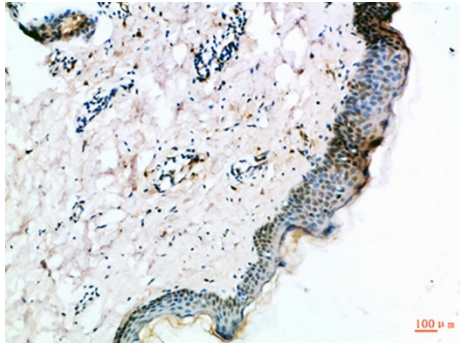


Fig.2. Immunohistochemical analysis of paraffin-embedded Human-skin, antibody was diluted at 1:100.

Note: The product listed herein is for research use only and is not intended for use in human or clinical diagnosis. Suggested applications of our products are not recommendations to use our products in violation of any patent or as a license. We cannot be responsible for patent infringements or other violations that may occur with the use of this product.