



## CD275 Polyclonal Antibody

Cat #: ABP58054

Size: 30µl /100µl /200µl

### Product Information

	<b>Product Name:</b> CD275 Polyclonal Antibody		
	<b>Applications:</b> IHC-P, ELISA		<b>Isotype:</b> Rabbit IgG
	<b>Reactivity:</b> Human		
<b>REF</b>	<b>Catalog Number:</b> ABP58054	<b>LOT</b>	<b>Lot Number:</b> Refer to product label
	<b>Formulation:</b> Liquid		<b>Concentration:</b> 1 mg/ml
	<b>Storage:</b> Store at -20°C. Avoid repeated freeze / thaw cycles.		<b>Note:</b> Contain sodium azide.

**Background:** ICOSLG (Inducible T-Cell Costimulator Ligand) is a Protein Coding gene. Diseases associated with ICOSLG include Inclusion Body Myositis and Immunodeficiency With Hyper-Igm, Type 2. Among its related pathways are Immune response NFAT in immune response and T Cell Co-Signaling Pathway: ligand-Receptor Interactions.

**Application Notes:** Optimal working dilutions should be determined experimentally by the investigator. Suggested starting dilutions are as follows: IHC-P (1:50-1:200), ELISA (1:10000-1:20000).

**Storage Buffer:** PBS, pH 7.4, containing 0.02% Sodium Azide as preservative and 50% Glycerol as stabilizer.

**Storage Instructions:** Stable for one year at -20°C from date of shipment. For maximum recovery of product, centrifuge the original vial after thawing and prior to removing the cap. Aliquot to avoid repeated freezing and thawing.

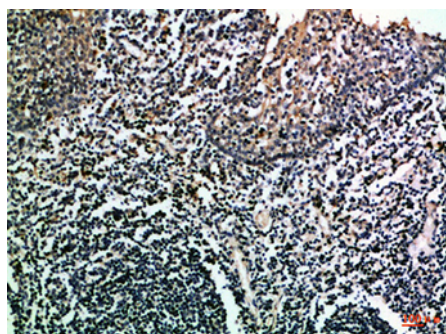


Fig.1. Immunohistochemical analysis of paraffin-embedded Human-tonsil, antibody was diluted at 1:100.

**Note:** The product listed herein is for research use only and is not intended for use in human or clinical diagnosis. Suggested applications of our products are not recommendations to use our products in violation of any patent or as a license. We cannot be responsible for patent infringements or other violations that may occur with the use of this product.