



ASPP1 Polyclonal Antibody

Cat #: ABP57827

Size: 30µl /100µl /200µl

Product Information

	Product Name: ASPP1 Polyclonal Antibody		
	Applications: IHC-P, ELISA		Isotype: Rabbit IgG
	Reactivity: Human		
REF	Catalog Number: ABP57827	LOT	Lot Number: Refer to product label
	Formulation: Liquid		Concentration: 1 mg/ml
	Storage: Store at -20°C. Avoid repeated freeze / thaw cycles.		Note: Contain sodium azide.

Background: PPP1R13B encodes a member of the ASPP (apoptosis-stimulating protein of p53) family of p53 interacting proteins. The protein contains four ankyrin repeats and an SH3 domain involved in protein-protein interactions. ASPP proteins are required for the induction of apoptosis by p53-family proteins. They promote DNA binding and transactivation of p53-family proteins on the promoters of proapoptotic genes. Expression of this gene is regulated by the E2F transcription factor. PPP1R13B (Protein Phosphatase 1 Regulatory Subunit 13B) is a Protein Coding gene. Among its related pathways are Activation of BH3-only proteins and TP53 Regulates Transcription of Cell Death Genes.

Application Notes: Optimal working dilutions should be determined experimentally by the investigator. Suggested starting dilutions are as follows: IHC-P (1:50-1:200), ELISA (1:10000-1:20000).

Storage Buffer: PBS, pH 7.4, containing 0.02% Sodium Azide as preservative and 50% Glycerol as stabilizer.

Storage Instructions: Stable for one year at -20°C from date of shipment. For maximum recovery of product, centrifuge the original vial after thawing and prior to removing the cap. Aliquot to avoid repeated freezing and thawing.

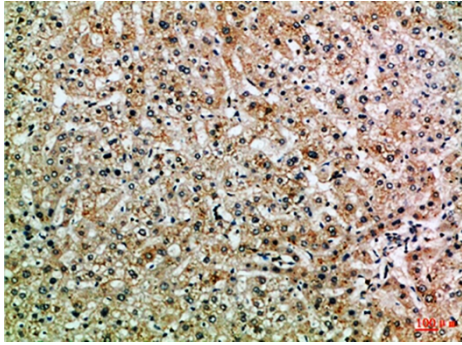


Fig.1. Immunohistochemical analysis of paraffin-embedded Human-liver, antibody was diluted at 1:100.

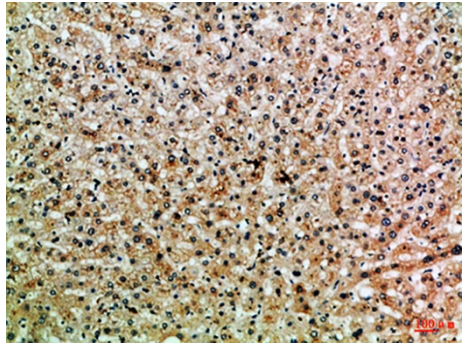


Fig.2. Immunohistochemical analysis of paraffin-embedded Human-liver, antibody was diluted at 1:100.

Note: The product listed herein is for research use only and is not intended for use in human or clinical diagnosis. Suggested applications of our products are not recommendations to use our products in violation of any patent or as a license. We cannot be responsible for patent infringements or other violations that may occur with the use of this product.