



## ST6GAL1 Polyclonal Antibody

Cat #: ABP57599

Size: 30µl /100µl /200µl

### Product Information

	<b>Product Name:</b> ST6GAL1 Polyclonal Antibody		
	<b>Applications:</b> IHC-P, ELISA		<b>Isotype:</b> Rabbit IgG
	<b>Reactivity:</b> Human, Mouse, Rat		
<b>REF</b>	<b>Catalog Number:</b> ABP57599	<b>LOT</b>	<b>Lot Number:</b> Refer to product label
	<b>Formulation:</b> Liquid		<b>Concentration:</b> 1 mg/ml
	<b>Storage:</b> Store at -20°C. Avoid repeated freeze / thaw cycles.		<b>Note:</b> Contain sodium azide.

**Background:** ST6GAL1 (ST6 beta-galactoside alpha-2,6-sialyltransferase 1) encodes a member of glycosyltransferase family 29. The encoded protein is a type II membrane protein that catalyzes the transfer of sialic acid from CMP-sialic acid to galactose-containing substrates. The protein, which is normally found in the Golgi but can be proteolytically processed to a soluble form, is involved in the generation of the cell-surface carbohydrate determinants and differentiation antigens HB-6, CD75, and CD76. ST6GAL1 has been incorrectly referred to as CD75. Three transcript variants encoding two different isoforms have been described.

**Application Notes:** Optimal working dilutions should be determined experimentally by the investigator. Suggested starting dilutions are as follows: IHC-P (1:50-1:300), ELISA (1:5000-1:20000).

**Storage Buffer:** PBS, pH 7.4, containing 0.02% Sodium Azide as preservative and 50% Glycerol.

**Storage Instructions:** Stable for one year at -20°C from date of shipment. For maximum recovery of product, centrifuge the original vial after thawing and prior to removing the cap. Aliquot to avoid repeated freezing and thawing.

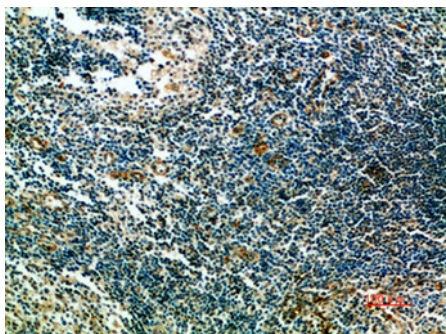


Fig. Immunohistochemical analysis of paraffin-embedded human-tonsils, antibody was diluted at 1:200.

**Note:** The product listed herein is for research use only and is not intended for use in human or clinical diagnosis. Suggested applications of our products are not recommendations to use our products in violation of any patent or as a license. We cannot be responsible for patent infringements or other violations that may occur with the use of this product.