



Pan myristoylation Polyclonal Antibody

Cat #: ABP57559

Size: 30µl /100µl /200µl

Product Information

	Product Name: Pan myristoylation Polyclonal Antibody		
	Applications: WB, ELISA		Isotype: Rabbit IgG
	Reactivity: All Species Expected		
REF	Catalog Number: ABP57559	LOT	Lot Number: Refer to product label
	Formulation: Liquid		Concentration: 1 mg/ml
	Storage: Store at -20°C. Avoid repeated freeze / thaw cycles.		Note: Contain sodium azide.

Background: Pan3 (PAB-dependent poly(A)-specific ribonuclease subunit 3) is a 741 amino acid cytoplasmic protein belonging to the protein kinase superfamily. Containing a protein kinase domain, Pan3 is a component of the Pan nuclease complex and recruits polyadenylate-binding protein, which in turn stimulates Pan2 nuclease activity. It is suggested that Pan3 may have a functional role in cytoplasmic mRNA decay. Pan3 exists as three isoforms produced by alternative splicing and the gene encoding Pan3 is located on human chromosome 13. Chromosome 13 houses over 400 genes, such as BRCA2 and RB1, and comprises nearly 4% of the human genome. Trisomy 13, also known as Patau syndrome, is deadly and the few who survive past one year suffer from permanent neurologic defects, difficulty eating and vulnerability to serious respiratory infections.

Application Notes: Optimal working dilutions should be determined experimentally by the investigator. Suggested starting dilutions are as follows: WB (1:500-1:10000), ELISA (1:10000).

Storage Buffer: PBS, pH 7.4, containing 0.02% Sodium Azide as preservative and 50% Glycerol.

Storage Instructions: Stable for one year at -20°C from date of shipment. For maximum recovery of product, centrifuge the original vial after thawing and prior to removing the cap. Aliquot to avoid repeated freezing and thawing.




Fig. Western Blot analysis of KB cells using Antibody diluted at 1:500. Secondary antibody (catalog#: A21020) was diluted at 1:20000.

Note: The product listed herein is for research use only and is not intended for use in human or clinical diagnosis. Suggested applications of our products are not recommendations to use our products in violation of any patent or as a license. We cannot be responsible for patent infringements or other violations that may occur with the use of this product.