



## Vimentin (Phospho-Tyr38) Polyclonal Antibody

Cat #: ABP57466

Size: 30µl /100µl /200µl

### Product Information

	<b>Product Name:</b> Vimentin (Phospho-Tyr38) Polyclonal Antibody		
	<b>Applications:</b> WB, ELISA		<b>Isotype:</b> Rabbit IgG
	<b>Reactivity:</b> Human, Mouse, Rat		
<b>REF</b>	<b>Catalog Number:</b> ABP57466	<b>LOT</b>	<b>Lot Number:</b> Refer to product label
	<b>Formulation:</b> Liquid		<b>Concentration:</b> 1 mg/ml
	<b>Storage:</b> Store at -20°C. Avoid repeated freeze / thaw cycles.		<b>Note:</b> Contain sodium azide.

**Background:** VIM (vimentin) encodes a member of the intermediate filament family. Intermediate filaments, along with microtubules and actin microfilaments, make up the cytoskeleton. The protein encoded by VIM is responsible for maintaining cell shape, integrity of the cytoplasm, and stabilizing cytoskeletal interactions. It is also involved in the immune response, and controls the transport of low-density lipoprotein (LDL)-derived cholesterol from a lysosome to the site of esterification. It functions as an organizer of a number of critical proteins involved in attachment, migration, and cell signaling. Mutations in VIM causes a dominant, pulverulent cataract.

**Application Notes:** Optimal working dilutions should be determined experimentally by the investigator. Suggested starting dilutions are as follows: WB (1:500-1:10000), ELISA (1:10000).

**Storage Buffer:** PBS, pH 7.4, containing 0.02% Sodium Azide as preservative and 50% Glycerol.

**Storage Instructions:** Stable for one year at -20°C from date of shipment. For maximum recovery of product, centrifuge the original vial after thawing and prior to removing the cap. Aliquot to avoid repeated freezing and thawing.




Fig. Western Blot analysis of HELA cells using Antibody diluted at 1:500. Secondary antibody (catalog#: A21020) was diluted at 1:20000.

**Note:** The product listed herein is for research use only and is not intended for use in human or clinical diagnosis. Suggested applications of our products are not recommendations to use our products in violation of any patent or as a license. We cannot be responsible for patent infringements or other violations that may occur with the use of this product.