



AChRα9 Polyclonal Antibody

Cat #: ABP57447

Size: 30μl /100μl /200μl

Product Information

	Product Name: AChRα9 Polyclonal Antibody		
	Applications: WB, ELISA		Isotype: Rabbit IgG
	Reactivity: Human, Mouse, Rat		
REF	Catalog Number: ABP57447	LOT	Lot Number: Refer to product label
	Formulation: Liquid		Concentration: 1 mg/ml
	Storage: Store at -20°C. Avoid repeated freeze / thaw cycles.		Note: Contain sodium azide.

Background: CHRNA9 (cholinergic receptor nicotinic alpha 9 subunit) is a member of the ligand-gated ionic channel family and nicotinic acetylcholine receptor gene superfamily. It encodes a plasma membrane protein that forms homo- or hetero-oligomeric divalent cation channels. This protein is involved in cochlea hair cell development and is also expressed in the outer hair cells (OHCs) of the adult cochlea.

Application Notes: Optimal working dilutions should be determined experimentally by the investigator. Suggested starting dilutions are as follows: WB (1:500-1:2000), ELISA (1:10000). Not yet tested in other applications.

Storage Buffer: PBS containing 50% Glycerol, 0.5% BSA and 0.02% Sodium Azide.

Storage Instructions: Stable for one year at -20°C from date of shipment. For maximum recovery of product, centrifuge the original vial after thawing and prior to removing the cap. Aliquot to avoid repeated freezing and thawing.

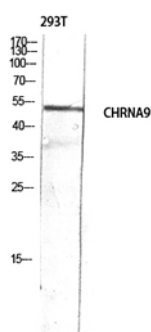


Fig. Western blot analysis of 293T lysis using CHRNA9 antibody. Antibody was diluted at 1:500. Secondary antibody (catalog#: A21020) was diluted at 1:20000.

Note: The product listed herein is for research use only and is not intended for use in human or clinical diagnosis. Suggested applications of our products are not recommendations to use our products in violation of any patent or as a license. We cannot be responsible for patent infringements or other violations that may occur with the use of this product.