



IL-1F10 Polyclonal Antibody

Cat #: ABP57411

Size: 30µl /100µl /200µl

Product Information

	Product Name: IL-1F10 Polyclonal Antibody		
	Applications: WB, IHC-P, ELISA		Isotype: Rabbit IgG
	Reactivity: Human		
REF	Catalog Number: ABP57411	LOT	Lot Number: Refer to product label
	Formulation: Liquid		Concentration: 1 mg/ml
	Storage: Store at -20°C. Avoid repeated freeze / thaw cycles.		Note: Contain sodium azide.

Background: The protein encoded by IL1F10 (interleukin 1 family member 10 (theta)) is a member of the interleukin 1 cytokine family. IL1F10 and eight other interleukin 1 family genes form a cytokine gene cluster on chromosome 2. This cytokine is thought to participate in a network of interleukin 1 family members to regulate adapted and innate immune responses. Two alternatively spliced transcript variants encoding the same protein have been reported.

Application Notes: Optimal working dilutions should be determined experimentally by the investigator. Suggested starting dilutions are as follows: WB (1:500-1:2000), IHC-P (1:100-1:300), ELISA (1:10000). Not yet tested in other applications.

Storage Buffer: PBS containing 50% Glycerol, 0.5% BSA and 0.02% Sodium Azide.

Storage Instructions: Stable for one year at -20°C from date of shipment. For maximum recovery of product, centrifuge the original vial after thawing and prior to removing the cap. Aliquot to avoid repeated freezing and thawing.




Fig.1. Western blot analysis of Mouse-KIDNEY Mouse-HEART Mouse-BRAIN Mouse-SPLEEN RAT-SPLEEN using IL1F10 antibody. Antibody was diluted at 1:2000. Secondary antibody (catalog#: A21020) was diluted at 1:20000.

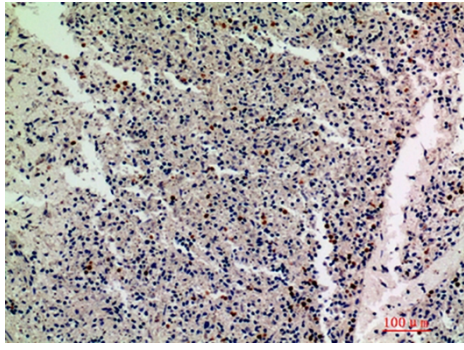


Fig.2. Immunohistochemical analysis of paraffin-embedded human-spleen, antibody was diluted at 1:200.

Note: The product listed herein is for research use only and is not intended for use in human or clinical diagnosis. Suggested applications of our products are not recommendations to use our products in violation of any patent or as a license. We cannot be responsible for patent infringements or other violations that may occur with the use of this product.