



Nox5 Polyclonal Antibody

Cat #: ABP56577

Size: 30µl /100µl /200µl

Product Information

	Product Name: Nox5 Polyclonal Antibody		
	Applications: WB, IHC-P, ELISA		Isotype: Rabbit IgG
	Reactivity: Human		
REF	Catalog Number: ABP56577	LOT	Lot Number: Refer to product label
	Formulation: Liquid		Concentration: 1 mg/ml
	Storage: Store at -20°C. Avoid repeated freeze / thaw cycles.		Note: Contain sodium azide.

Background: NOX5 (NADPH oxidase, EF-hand calcium binding domain 5) is predominantly expressed in the testis and lymphocyte-rich areas of spleen and lymph nodes. It encodes a calcium-dependent NADPH oxidase that generates superoxide, and functions as a calcium-dependent proton channel that may regulate redox-dependent processes in lymphocytes and spermatozoa. Alternatively spliced transcript variants encoding different isoforms have been described for NOX5.

Application Notes: Optimal working dilutions should be determined experimentally by the investigator. Suggested starting dilutions are as follows: WB (1:500-1:2000), IHC-P (1:100-1:300), ELISA (1:40000). Not yet tested in other applications.

Storage Buffer: PBS containing 50% Glycerol, 0.5% BSA and 0.02% Sodium Azide.

Storage Instructions: Stable for one year at -20°C from date of shipment. For maximum recovery of product, centrifuge the original vial after thawing and prior to removing the cap. Aliquot to avoid repeated freezing and thawing.

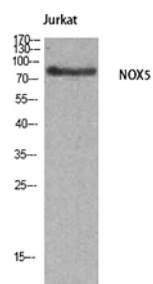


Fig. Western Blot analysis of Jurkat cells using Nox5 Polyclonal Antibody.

Note: The product listed herein is for research use only and is not intended for use in human or clinical diagnosis. Suggested applications of our products are not recommendations to use our products in violation of any patent or as a license. We cannot be responsible for patent infringements or other violations that may occur with the use of this product.