



GPR172B Polyclonal Antibody

Cat #: ABP55703

Size: 30µl /100µl /200µl

Product Information

	Product Name: GPR172B Polyclonal Antibody		
	Applications: WB, IF, ELISA		Isotype: Rabbit IgG
	Reactivity: Human		
REF	Catalog Number: ABP55703	LOT	Lot Number: Refer to product label
	Formulation: Liquid		Concentration: 1 mg/ml
	Storage: Store at -20°C. Avoid repeated freeze / thaw cycles.		Note: Contain sodium azide.

Background: Biological redox reactions require electron donors and acceptor. Vitamin B2 is the source for the flavin in flavin adenine dinucleotide (FAD) and flavin mononucleotide (FMN) which are common redox reagents. SLC52A1 (solute carrier family 52 member 1) encodes a member of the riboflavin (vitamin B2) transporter family. Haploinsufficiency of this protein can cause maternal riboflavin deficiency. Multiple alternatively spliced variants, encoding the same protein, have been identified.

Application Notes: Optimal working dilutions should be determined experimentally by the investigator. Suggested starting dilutions are as follows: WB (1:500-1:2000), IF (1:200-1:1000), ELISA (1:10000). Not yet tested in other applications.

Storage Buffer: PBS containing 50% Glycerol, 0.5% BSA and 0.02% Sodium Azide.

Storage Instructions: Stable for one year at -20°C from date of shipment. For maximum recovery of product, centrifuge the original vial after thawing and prior to removing the cap. Aliquot to avoid repeated freezing and thawing.

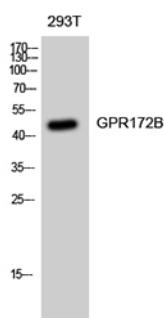


Fig. Western Blot analysis of 293T cells using GPR172B Polyclonal Antibody diluted at 1:1000.

Note: The product listed herein is for research use only and is not intended for use in human or clinical diagnosis. Suggested applications of our products are not recommendations to use our products in violation of any patent or as a license. We cannot be responsible for patent infringements or other violations that may occur with the use of this product.