



## HSP27 Polyclonal Antibody

Cat #: ABP54788

Size: 30µl /100µl /200µl

### Product Information

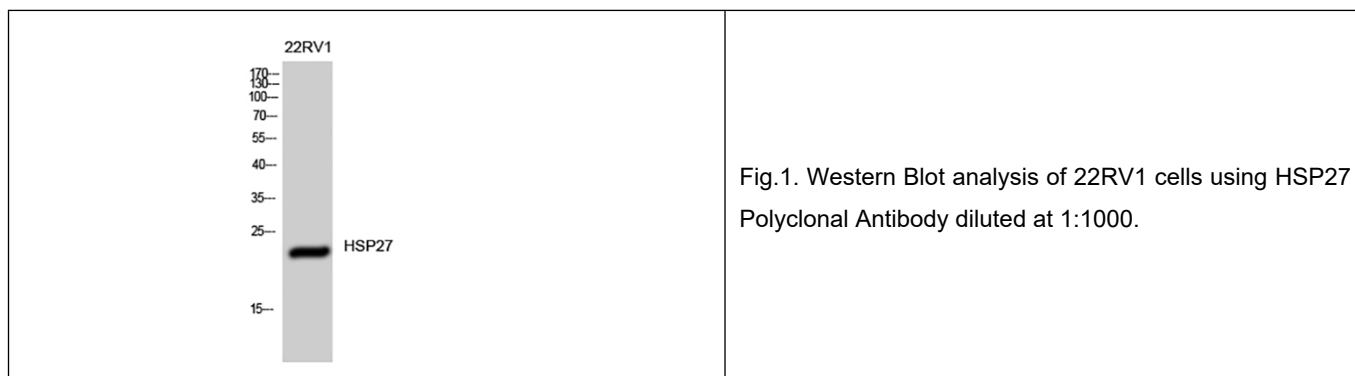
	<b>Product Name:</b> HSP27 Polyclonal Antibody		
	<b>Applications:</b> WB, IF, IHC-P, ELISA		<b>Isotype:</b> Rabbit IgG
	<b>Reactivity:</b> Human, Mouse, Rat		
<b>REF</b>	<b>Catalog Number:</b> ABP54788	<b>LOT</b>	<b>Lot Number:</b> Refer to product label
	<b>Formulation:</b> Liquid		<b>Concentration:</b> 1 mg/ml
	<b>Storage:</b> Store at -20°C. Avoid repeated freeze / thaw cycles.		<b>Note:</b> Contain sodium azide.

**Background:** The heat shock protein family B (small) member 1 encoded by HSPB1 is induced by environmental stress and developmental changes. The encoded protein is involved in stress resistance and actin organization and translocates from the cytoplasm to the nucleus upon stress induction. Defects in this gene are a cause of Charcot-Marie-Tooth disease type 2F (CMT2F) and distal hereditary motor neuropathy (dHMN).

**Application Notes:** Optimal working dilutions should be determined experimentally by the investigator. Suggested starting dilutions are as follows: WB (1:500-1:2000), IHC-P (1:100-1:300), ELISA (1:20000). Not yet tested in other applications.

**Storage Buffer:** PBS containing 50% Glycerol, 0.5% BSA and 0.02% Sodium Azide.

**Storage Instructions:** Stable for one year at -20°C from date of shipment. For maximum recovery of product, centrifuge the original vial after thawing and prior to removing the cap. Aliquot to avoid repeated freezing and thawing.



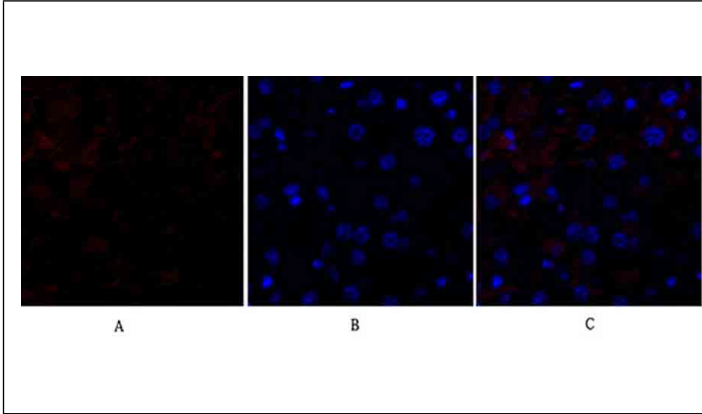


Fig.2. Immunofluorescence analysis of mouse liver tissue. 1, HSP27 Polyclonal Antibody (red) was diluted at 1:200 (4°C, overnight). 2, Cy3 Labeled secondary antibody was diluted at 1:300 (room temperature, 50min). 3, Picture B: DAPI (blue) 10min. Picture A: Target. Picture B: DAPI. Picture C: merge of A+B.

**Note:** The product listed herein is for research use only and is not intended for use in human or clinical diagnosis. Suggested applications of our products are not recommendations to use our products in violation of any patent or as a license. We cannot be responsible for patent infringements or other violations that may occur with the use of this product.