



EphB1/2/3/4 Polyclonal Antibody

Cat #: ABP54135

Size: 30µl /100µl /200µl

Product Information

| | | | |
|---|--|---|---|
| | Product Name: EphB1/2/3/4 Polyclonal Antibody | | |
| | Applications: WB, IHC-P, ELISA | | Isotype: Rabbit IgG |
| | Reactivity: Human, Mouse | | |
| REF | Catalog Number: ABP54135 | LOT | Lot Number: Refer to product label |
| | Formulation: Liquid | | Concentration: 1 mg/ml |
|  | Storage: Store at -20°C. Avoid repeated freeze / thaw cycles. |  | Note: Contain sodium azide. |

Background: Ephrin receptors and their ligands, the ephrins, mediate numerous developmental processes, particularly in the nervous system. Based on their structures and sequence relationships, ephrins are divided into the ephrin-A (EFNA) class, which are anchored to the membrane by a glycosylphosphatidylinositol linkage, and the ephrin-B (EFNB) class, which are transmembrane proteins. The Eph family of receptors are divided into 2 groups based on the similarity of their extracellular domain sequences and their affinities for binding ephrin-A and ephrin-B ligands. Ephrin receptors make up the largest subgroup of the receptor tyrosine kinase (RTK) family. The EPH receptor B1 encoded by EPHB1 is a receptor for ephrin-B family members.

Application Notes: Optimal working dilutions should be determined experimentally by the investigator. Suggested starting dilutions are as follows: WB (1:500-1:2000), IHC-P (1:100-1:300), ELISA (1:10000). Not yet tested in other applications.

Storage Buffer: PBS containing 50% Glycerol, 0.5% BSA and 0.02% Sodium Azide.

Storage Instructions: Stable for one year at -20°C from date of shipment. For maximum recovery of product, centrifuge the original vial after thawing and prior to removing the cap. Aliquot to avoid repeated freezing and thawing.




Fig. Western Blot analysis of 3T3 cells using EphB1/2/3/4 Polyclonal Antibody.

Note: The product listed herein is for research use only and is not intended for use in human or clinical diagnosis. Suggested applications of our products are not recommendations to use our products in violation of any patent or as a license. We cannot be responsible for patent infringements or other violations that may occur with the use of this product.