



Dyskerin Polyclonal Antibody

Cat #: ABP54007

Size: 30µl /100µl /200µl

Product Information

| | | | |
|---|--|---|---|
| | Product Name: Dyskerin Polyclonal Antibody | | |
| | Applications: WB, IHC-P, IF, ELISA | | Isotype: Rabbit IgG |
| | Reactivity: Human, Mouse, Rat | | |
| REF | Catalog Number: ABP54007 | LOT | Lot Number: Refer to product label |
| | Formulation: Liquid | | Concentration: 1 mg/ml |
|  | Storage: Store at -20°C. Avoid repeated freeze / thaw cycles. |  | Note: Contain sodium azide. |

Background: Dihydroorotate dehydrogenase encoded by DHODH catalyzes the fourth enzymatic step, the ubiquinone-mediated oxidation of dihydroorotate to orotate, in de novo pyrimidine biosynthesis. This protein is a mitochondrial protein located on the outer surface of the inner mitochondrial membrane. DKC1 functions in two distinct complexes. It plays an active role in telomerase stabilization and maintenance, as well as recognition of snoRNAs containing H/ACA sequences which provides stability during biogenesis and assembly into H/ACA small nucleolar RNA ribonucleoproteins (snoRNPs). This gene is highly conserved and widely expressed, and may play additional roles in nucleo-cytoplasmic shuttling, DNA damage response, and cell adhesion. Mutations have been associated with X-linked dyskeratosis congenita. Alternative splicing results in multiple transcript variants.

Application Notes: Optimal working dilutions should be determined experimentally by the investigator. Suggested starting dilutions are as follows: WB (1:500-1:2000), IHC-P (1:100-1:300), IF (1:200-1:1000), ELISA (1:40000). Not yet tested in other applications.

Storage Buffer: PBS containing 50% Glycerol, 0.5% BSA and 0.02% Sodium Azide.

Storage Instructions: Stable for one year at -20°C from date of shipment. For maximum recovery of product, centrifuge the original vial after thawing and prior to removing the cap. Aliquot to avoid repeated freezing and thawing.




Fig. Western Blot analysis of HeLa cells using Dyskerin Polyclonal Antibody.

Note: The product listed herein is for research use only and is not intended for use in human or clinical diagnosis. Suggested applications of our products are not recommendations to use our products in violation of any patent or as a license. We cannot be responsible for patent infringements or other violations that may occur with the use of this product.