



CYP24A1 Polyclonal Antibody

Cat #: ABP53956

Size: 30µl /100µl /200µl

Product Information

| | | | |
|---|--|---|---|
| | Product Name: CYP24A1 Polyclonal Antibody | | |
| | Applications: WB, IHC-P, ELISA | | Isotype: Rabbit IgG |
| | Reactivity: Human | | |
| REF | Catalog Number: ABP53956 | LOT | Lot Number: Refer to product label |
| | Formulation: Liquid | | Concentration: 1 mg/ml |
|  | Storage: Store at -20°C. Avoid repeated freeze / thaw cycles. |  | Note: Contain sodium azide. |

Background: CYP24A1 encodes a member of the cytochrome P450 superfamily of enzymes. The cytochrome P450 proteins are monooxygenases which catalyze many reactions involved in drug metabolism and synthesis of cholesterol, steroids and other lipids. This mitochondrial protein initiates the degradation of 1,25-dihydroxyvitamin D3, the physiologically active form of vitamin D3, by hydroxylation of the side chain. In regulating the level of vitamin D3, this enzyme plays a role in calcium homeostasis and the vitamin D endocrine system. Alternatively spliced transcript variants encoding different isoforms have been found for this gene.

Application Notes: Optimal working dilutions should be determined experimentally by the investigator. Suggested starting dilutions are as follows: WB (1:500-1:2000), IHC-P (1:100-1:300), ELISA (1:10000). Not yet tested in other applications.

Storage Buffer: PBS containing 50% Glycerol, 0.5% BSA and 0.02% Sodium Azide.

Storage Instructions: Stable for one year at -20°C from date of shipment. For maximum recovery of product, centrifuge the original vial after thawing and prior to removing the cap. Aliquot to avoid repeated freezing and thawing.

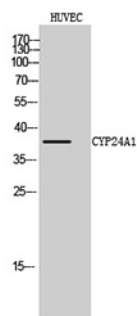


Fig. Western Blot analysis of HUVEC cells using CYP24A1 Polyclonal Antibody.

Note: The product listed herein is for research use only and is not intended for use in human or clinical diagnosis. Suggested applications of our products are not recommendations to use our products in violation of any patent or as a license. We cannot be responsible for patent infringements or other violations that may occur with the use of this product.