



FoxN4 Polyclonal Antibody

Cat #: ABP53699

Size: 30µl /100µl /200µl

Product Information

	Product Name: FoxN4 Polyclonal Antibody		
	Applications: WB, IHC-P, ELISA		Isotype: Rabbit IgG
	Reactivity: Human		
REF	Catalog Number: ABP53699	LOT	Lot Number: Refer to product label
	Formulation: Liquid		Concentration: 1 mg/ml
	Storage: Store at -20°C. Avoid repeated freeze / thaw cycles.		Note: Contain sodium azide.

Background: Members of the winged-helix/forkhead family of transcription factors, such as FOXN4, are characterized by a 110-amino acid DNA-binding domain that can fold into a variant of the helix-turn-helix motif consisting of 3 alpha helices flanked by 2 large loops or wings. These transcription factors are involved in a variety of biologic processes as key regulators in development and metabolism (Li et al. 2004 [PubMed 15363391]).

Application Notes: Optimal working dilutions should be determined experimentally by the investigator. Suggested starting dilutions are as follows: WB (1:500-1:2000), IHC-P (1:100-1:300), ELISA (1:10000). Not yet tested in other applications.

Storage Buffer: PBS containing 50% Glycerol, 0.5% BSA and 0.02% Sodium Azide.

Storage Instructions: Stable for one year at -20°C from date of shipment. For maximum recovery of product, centrifuge the original vial after thawing and prior to removing the cap. Aliquot to avoid repeated freezing and thawing.




Fig. Western Blot analysis of LOVO cells using FoxN4 Polyclonal Antibody.

Note: The product listed herein is for research use only and is not intended for use in human or clinical diagnosis. Suggested applications of our products are not recommendations to use our products in violation of any patent or as a license. We cannot be responsible for patent infringements or other violations that may occur with the use of this product.