



MASP-2 Polyclonal Antibody

Cat #: ABP53549

Size: 30µl /100µl /200µl

Product Information

	Product Name: MASP-2 Polyclonal Antibody		
	Applications: WB, ELISA		Isotype: Rabbit IgG
	Reactivity: Human		
REF	Catalog Number: ABP53549	LOT	Lot Number: Refer to product label
	Formulation: Liquid		Concentration: 1 mg/ml
	Storage: Store at -20°C. Avoid repeated freeze / thaw cycles.		Note: Contain sodium azide.

Background: MASP2 encodes a member of the peptidase S1 family of serine proteases. The encoded preproprotein is proteolytically processed to generate A and B chains that heterodimerize to form the mature protease. This protease cleaves complement components C2 and C4 in order to generate C3 convertase in the lectin pathway of the complement system. The encoded protease also plays a role in the coagulation cascade through cleavage of prothrombin to form thrombin. Myocardial infarction and acute stroke patients exhibit reduced serum concentrations of the encoded protein. Alternative splicing results in multiple transcript variants, at least one of which encodes an isoform that is proteolytically processed.

Application Notes: Optimal working dilutions should be determined experimentally by the investigator. Suggested starting dilutions are as follows: WB (1:500-1:2000), ELISA (1:20000). Not yet tested in other applications.

Storage Buffer: PBS containing 50% Glycerol, 0.5% BSA and 0.02% Sodium Azide.

Storage Instructions: Stable for one year at -20°C from date of shipment. For maximum recovery of product, centrifuge the original vial after thawing and prior to removing the cap. Aliquot to avoid repeated freezing and thawing.




Fig. Western Blot analysis of K562 cells using MASP-2 Polyclonal Antibody.

Note: The product listed herein is for research use only and is not intended for use in human or clinical diagnosis. Suggested applications of our products are not recommendations to use our products in violation of any patent or as a license. We cannot be responsible for patent infringements or other violations that may occur with the use of this product.