



p27 (phospho Thr198) Polyclonal Antibody

Cat #: ABP53449

Size: 30µl /100µl /200µl

Product Information

| | | | |
|---|--|---|---|
| | Product Name: p27 (phospho Thr198) Polyclonal Antibody | | |
| | Applications: WB, ELISA | | Isotype: Rabbit IgG |
| | Reactivity: Human | | |
| REF | Catalog Number: ABP53449 | LOT | Lot Number: Refer to product label |
| | Formulation: Liquid | | Concentration: 1 mg/ml |
|  | Storage: Store at -20°C. Avoid repeated freeze / thaw cycles. |  | Note: Contain sodium azide. |

Background: CDKN1B encodes a cyclin-dependent kinase inhibitor, which shares a limited similarity with CDK inhibitor CDKN1A/p21. The cyclin dependent kinase inhibitor 1B binds to and prevents the activation of cyclin E-CDK2 or cyclin D-CDK4 complexes, and thus controls the cell cycle progression at G1. The degradation of this protein, which is triggered by its CDK dependent phosphorylation and subsequent ubiquitination by SCF complexes, is required for the cellular transition from quiescence to the proliferative state. Mutations in this gene are associated with multiple endocrine neoplasia type IV (MEN4).

Application Notes: Optimal working dilutions should be determined experimentally by the investigator. Suggested starting dilutions are as follows: WB (1:500-1:2000), ELISA (1:20000). Not yet tested in other applications.

Storage Buffer: PBS containing 50% Glycerol, 0.5% BSA and 0.02% Sodium Azide.

Storage Instructions: Stable for one year at -20°C from date of shipment. For maximum recovery of product, centrifuge the original vial after thawing and prior to removing the cap. Aliquot to avoid repeated freezing and thawing.




Fig. Western Blot analysis of VEC cells using Phospho-p27 (T198) Polyclonal Antibody.

Note: The product listed herein is for research use only and is not intended for use in human or clinical diagnosis. Suggested applications of our products are not recommendations to use our products in violation of any patent or as a license. We cannot be responsible for patent infringements or other violations that may occur with the use of this product.