



Cdk9 (phospho Thr186) Polyclonal Antibody

Cat #: ABP53445

Size: 30µl /100µl /200µl

Product Information

	Product Name: Cdk9 (phospho Thr186) Polyclonal Antibody		
	Applications: WB, ELISA		Isotype: Rabbit IgG
	Reactivity: Human, Mouse, Rat		
REF	Catalog Number: ABP53445	LOT	Lot Number: Refer to product label
	Formulation: Liquid		Concentration: 1 mg/ml
	Storage: Store at -20°C. Avoid repeated freeze / thaw cycles.		Note: Contain sodium azide.

Background: The cyclin dependent kinase 9 encoded by CDK9 is a member of the cyclin-dependent protein kinase (CDK) family. CDK family members are highly similar to the gene products of *S. cerevisiae* cdc28, and *S. pombe* cdc2, and known as important cell cycle regulators. This kinase was found to be a component of the multiprotein complex TAK/P-TEFb, which is an elongation factor for RNA polymerase II-directed transcription and functions by phosphorylating the C-terminal domain of the largest subunit of RNA polymerase II. This protein forms a complex with and is regulated by its regulatory subunit cyclin T or cyclin K. HIV-1 Tat protein was found to interact with this protein and cyclin T, which suggested a possible involvement of this protein in AIDS.

Application Notes: Optimal working dilutions should be determined experimentally by the investigator. Suggested starting dilutions are as follows: WB (1:500-1:2000), ELISA (1:5000). Not yet tested in other applications.

Storage Buffer: PBS containing 50% Glycerol, 0.5% BSA and 0.02% Sodium Azide.

Storage Instructions: Stable for one year at -20°C from date of shipment. For maximum recovery of product, centrifuge the original vial after thawing and prior to removing the cap. Aliquot to avoid repeated freezing and thawing.

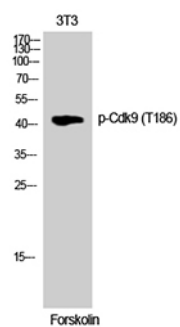


Fig. Western Blot analysis of 3T3 cells using Phospho-Cdk9 (T186) Polyclonal Antibody.

Note: The product listed herein is for research use only and is not intended for use in human or clinical diagnosis. Suggested applications of our products are not recommendations to use our products in violation of any patent or as a license. We cannot be responsible for patent infringements or other violations that may occur with the use of this product.