



Ub Polyclonal Antibody

Cat #: ABP53163

Size: 30µl /100µl /200µl

Product Information

	Product Name: Ub Polyclonal Antibody		
	Applications: WB, ELISA		Isotype: Rabbit IgG
	Reactivity: Human, Mouse, Rat		
REF	Catalog Number: ABP53163	LOT	Lot Number: Refer to product label
	Formulation: Liquid		Concentration: 1 mg/ml
	Storage: Store at -20°C. Avoid repeated freeze / thaw cycles.		Note: Contain sodium azide.

Background: Ubiquitin (Ub) is among the most phylogenetically conserved proteins known. The primary function of ubiquitin is to clear abnormal, foreign and improperly folded proteins by targeting them for degradation by the 26S proteasome. This small, 76 amino acid protein can be covalently attached to cellular proteins via an isopeptide linkage between the carboxy terminal group of ubiquitin and lysine amino groups on the acceptor protein. For proteolysis to occur, ubiquitin oligomers must be assembled. Ubiquitin chains on proteolytic substrates are commonly found to have an isopeptide bridge between Lysine 48 of one ubiquitin molecule and the carboxy-terminus of a neighboring ubiquitin molecule. Ubiquitin also plays a role in regulating signal transduction cascades through the elimination inhibitory proteins, such as IκBα and p27.

Application Notes: Optimal working dilutions should be determined experimentally by the investigator. Suggested starting dilutions are as follows: WB (1:500-1:2000), ELISA (1:20000). Not yet tested in other applications.

Storage Buffer: PBS containing 50% Glycerol, 0.5% BSA and 0.02% Sodium Azide.

Storage Instructions: Stable for one year at -20°C from date of shipment. For maximum recovery of product, centrifuge the original vial after thawing and prior to removing the cap. Aliquot to avoid repeated freezing and thawing.

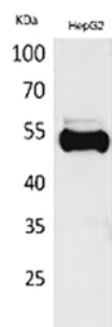


Fig. Western Blot analysis of HepG2 cells using Ub Polyclonal Antibody. Secondary antibody (catalog#: A21020) was diluted at 1:20000.

Note: The product listed herein is for research use only and is not intended for use in human or clinical diagnosis. Suggested applications of our products are not recommendations to use our products in violation of any patent or as a license. We cannot be responsible for patent infringements or other violations that may occur with the use of this product.