



MDA-7 Polyclonal Antibody

Cat #: ABP53142

Size: 30µl /100µl /200µl

Product Information


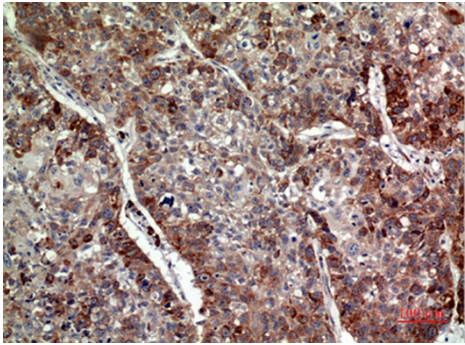
	Product Name: MDA-7 Polyclonal Antibody		
	Applications: WB, IHC-P, ELISA		Isotype: Rabbit IgG
	Reactivity: Human		
REF	Catalog Number: ABP53142	LOT	Lot Number: Refer to product label
	Formulation: Liquid		Concentration: 1 mg/ml
	Storage: Store at -20°C. Avoid repeated freeze / thaw cycles.		Note: Contain sodium azide.

Background: IL24 encodes a member of the IL10 family of cytokines. It was identified as a gene induced during terminal differentiation in melanoma cells. Interleukin-24 encoded by this gene can induce apoptosis selectively in various cancer cells. Overexpression of this gene leads to elevated expression of several GADD family genes, which correlates with the induction of apoptosis. The phosphorylation of mitogen-activated protein kinase 14 (MAPK7/P38), and heat shock 27kDa protein 1 (HSPB2/HSP27) are found to be induced by this gene in melanoma cells, but not in normal immortal melanocytes. Alternatively spliced transcript variants encoding distinct isoforms have been reported.

Application Notes: Optimal working dilutions should be determined experimentally by the investigator. Suggested starting dilutions are as follows: WB (1:500-1:2000), IHC-P (1:100-1:300), ELISA (1:20000). Not yet tested in other applications.

Storage Buffer: PBS containing 50% Glycerol, 0.5% BSA and 0.02% Sodium Azide.

Storage Instructions: Stable for one year at -20°C from date of shipment. For maximum recovery of product, centrifuge the original vial after thawing and prior to removing the cap. Aliquot to avoid repeated freezing and thawing.

	<p>Fig.1. Western Blot analysis of 293 cells using MDA-7 Polyclonal Antibody. Secondary antibody (catalog#: A21020) was diluted at 1:20000.</p>
	<p>Fig.2. Immunohistochemical analysis of paraffin-embedded human-lung, antibody was diluted at 1:100.</p>

Note: The product listed herein is for research use only and is not intended for use in human or clinical diagnosis. Suggested applications of our products are not recommendations to use our products in violation of any patent or as a license. We cannot be responsible for patent infringements or other violations that may occur with the use of this product.