



## NPAS2 Polyclonal Antibody

Cat #: ABP52776

Size: 30µl /100µl /200µl

### Product Information

|   |  |   |   |
|---|--|---|---|
|   | <b>Product Name:</b> NPAS2 Polyclonal Antibody                       |   |   |
|   | <b>Applications:</b> WB, ELISA                                       |   | <b>Isotype:</b> Rabbit IgG                |
|   | <b>Reactivity:</b> Human, Rat  |   |   |
| <b>REF</b>  | <b>Catalog Number:</b> ABP52776                                      | <b>LOT</b>  | <b>Lot Number:</b> Refer to product label |
|   | <b>Formulation:</b> Liquid   |   | <b>Concentration:</b> 1 mg/ml             |
|  | <b>Storage:</b> Store at -20°C. Avoid repeated freeze / thaw cycles. |  | <b>Note:</b> Contain sodium azide.        |

**Background:** Neuronal PAS domain-containing protein 2 encoded by NPAS2 is a member of the basic helix-loop-helix (bHLH)-PAS family of transcription factors. A similar mouse protein may play a regulatory role in the acquisition of specific types of memory. It also may function as a part of a molecular clock operative in the mammalian forebrain.

**Application Notes:** Optimal working dilutions should be determined experimentally by the investigator. Suggested starting dilutions are as follows: WB (1:500-1:2000), ELISA (1:5000). Not yet tested in other applications.

**Storage Buffer:** PBS containing 50% Glycerol, 0.5% BSA and 0.02% Sodium Azide.

**Storage Instructions:** Stable for one year at -20°C from date of shipment. For maximum recovery of product, centrifuge the original vial after thawing and prior to removing the cap. Aliquot to avoid repeated freezing and thawing.

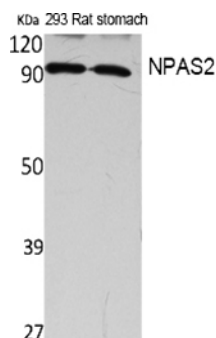


Fig. Western Blot analysis of extracts from rat stomach, 293 cells, using NPAS2 Polyclonal Antibody. Secondary antibody (catalog#: A21020) was diluted at 1:20000.

**Note:** The product listed herein is for research use only and is not intended for use in human or clinical diagnosis. Suggested applications of our products are not recommendations to use our products in violation of any patent or as a license. We cannot be responsible for patent infringements or other violations that may occur with the use of this product.