



ZNF75 Polyclonal Antibody

Cat #: ABP52743

Size: 30µl /100µl /200µl

Product Information

	Product Name: ZNF75 Polyclonal Antibody		
	Applications: WB, IHC-P, ELISA		Isotype: Rabbit IgG
	Reactivity: Human		
REF	Catalog Number: ABP52743	LOT	Lot Number: Refer to product label
	Formulation: Liquid		Concentration: 1 mg/ml
	Storage: Store at -20°C. Avoid repeated freeze / thaw cycles.		Note: Contain sodium azide.

Background: ZNF75D encodes zinc finger protein 75D that likely functions as a transcription factor. The protein, which belongs to the ZNF75 family, includes an N-terminal SCAN domain, a KRAB box, and five C2H2-type zinc finger motifs. Another functional gene belonging to this family is located on chromosome 16, while pseudogenes have been identified on chromosomes 11 and 12. Alternative splicing results in multiple transcripts variants.

Application Notes: Optimal working dilutions should be determined experimentally by the investigator. Suggested starting dilutions are as follows: WB (1:500-1:2000), IHC-P (1:100-1:300), ELISA (1:10000). Not yet tested in other applications.

Storage Buffer: PBS containing 50% Glycerol, 0.5% BSA and 0.02% Sodium Azide.

Storage Instructions: Stable for one year at -20°C from date of shipment. For maximum recovery of product, centrifuge the original vial after thawing and prior to removing the cap. Aliquot to avoid repeated freezing and thawing.




Fig. Western Blot analysis of various cells using ZNF75 Polyclonal Antibody diluted at 1:500. Secondary antibody (catalog#: A21020) was diluted at 1:20000.

Note: The product listed herein is for research use only and is not intended for use in human or clinical diagnosis. Suggested applications of our products are not recommendations to use our products in violation of any patent or as a license. We cannot be responsible for patent infringements or other violations that may occur with the use of this product.