



Vimentin Polyclonal Antibody

Cat #: ABP52700

Size: 30µl /100µl /200µl

Product Information

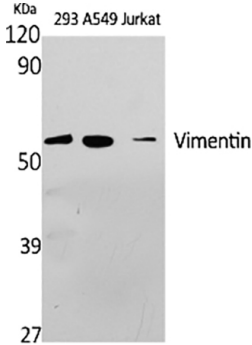
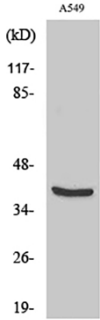
	Product Name: Vimentin Polyclonal Antibody		
	Applications: WB, ELISA		Isotype: Rabbit IgG
	Reactivity: Human		
REF	Catalog Number: ABP52700	LOT	Lot Number: Refer to product label
	Formulation: Liquid		Concentration: 1 mg/ml
	Storage: Store at -20°C. Avoid repeated freeze / thaw cycles.		Note: Contain sodium azide.

Background: VIM encodes a member of the intermediate filament family. Intermediate filaments, along with microtubules and actin microfilaments, make up the cytoskeleton. Vimentin encoded by this gene is responsible for maintaining cell shape, integrity of the cytoplasm, and stabilizing cytoskeletal interactions. It is also involved in the immune response, and controls the transport of low-density lipoprotein (LDL)-derived cholesterol from a lysosome to the site of esterification. It functions as an organizer of a number of critical proteins involved in attachment, migration, and cell signaling. Mutations in this gene causes a dominant, pulverulent cataract.

Application Notes: Optimal working dilutions should be determined experimentally by the investigator. Suggested starting dilutions are as follows: WB (1:500-1:2000), ELISA (1:10000). Not yet tested in other applications.

Storage Buffer: PBS containing 50% Glycerol, 0.5% BSA and 0.02% Sodium Azide.

Storage Instructions: Stable for one year at -20°C from date of shipment. For maximum recovery of product, centrifuge the original vial after thawing and prior to removing the cap. Aliquot to avoid repeated freezing and thawing.

	<p>Fig.1. Western Blot analysis of various cells using Vimentin Polyclonal Antibody. Secondary antibody (catalog#: A21020) was diluted at 1:20000.</p>
	<p>Fig.2. Western Blot analysis of Jurkat cells using Vimentin Polyclonal Antibody. Secondary antibody (catalog#: A21020) was diluted at 1:20000.</p>

Note: The product listed herein is for research use only and is not intended for use in human or clinical diagnosis. Suggested applications of our products are not recommendations to use our products in violation of any patent or as a license. We cannot be responsible for patent infringements or other violations that may occur with the use of this product.