



UBE2D2 Polyclonal Antibody

Cat #: ABP52666

Size: 30µl /100µl /200µl

Product Information

	Product Name: UBE2D2 Polyclonal Antibody		
	Applications: WB, ELISA		Isotype: Rabbit IgG
	Reactivity: Human, Mouse, Rat		
REF	Catalog Number: ABP52666	LOT	Lot Number: Refer to product label
	Formulation: Liquid		Concentration: 1 mg/ml
	Storage: Store at -20°C. Avoid repeated freeze / thaw cycles.		Note: Contain sodium azide.

Background: Regulated degradation of misfolded, damaged or short-lived proteins in eukaryotes occurs via the ubiquitin (Ub)-proteasome system (UPS). An integral part of the UPS system is the ubiquitination of target proteins and covalent linkage of Ub-containing proteins to form polymeric chains, marking them as targets for 26S proteasome-mediated degradation. Ubiquitination of proteins is mediated by a cascade of enzymes which includes E1 (ubiquitin activating), E2 (ubiquitin conjugating), and E3 (ubiquitin ligases) enzymes. UBE2D2 encodes a member of the E2 enzyme family. Substrates of this enzyme include the tumor suppressor protein p53 and peroxisomal biogenesis factor 5 (PEX5). Alternative splicing results in multiple transcript variants of this gene.

Application Notes: Optimal working dilutions should be determined experimentally by the investigator. Suggested starting dilutions are as follows: WB (1:500-1:2000), ELISA (1:10000). Not yet tested in other applications.

Storage Buffer: PBS containing 50% Glycerol, 0.5% BSA and 0.02% Sodium Azide.

Storage Instructions: Stable for one year at -20°C from date of shipment. For maximum recovery of product, centrifuge the original vial after thawing and prior to removing the cap. Aliquot to avoid repeated freezing and thawing.




Fig. Western Blot analysis of various cells using UBE2D2 Polyclonal Antibody diluted at 1:2000. Secondary antibody (catalog#: A21020) was diluted at 1:20000.

Note: The product listed herein is for research use only and is not intended for use in human or clinical diagnosis. Suggested applications of our products are not recommendations to use our products in violation of any patent or as a license. We cannot be responsible for patent infringements or other violations that may occur with the use of this product.