



UBCE7IP4 Polyclonal Antibody

Cat #: ABP52664

Size: 30μl /100μl /200μl

Product Information

	Product Name: UBCE7IP4 Polyclonal Antibody		
	Applications: WB, ELISA		Isotype: Rabbit IgG
	Reactivity: Human, Mouse		
REF	Catalog Number: ABP52664	LOT	Lot Number: Refer to product label
	Formulation: Liquid		Concentration: 1 mg/ml
	Storage: Store at -20°C. Avoid repeated freeze / thaw cycles.		Note: Contain sodium azide.

Background: Probable E3 ubiquitin-protein ligase RNF144A encoded by this protein contains a RING finger, a motif known to be involved in protein-DNA and protein-protein interactions. The mouse counterpart of this protein has been shown to interact with Ube2I3/UbcM4, which is an ubiquitin-conjugating enzyme involved in embryonic development.

Application Notes: Optimal working dilutions should be determined experimentally by the investigator. Suggested starting dilutions are as follows: WB (1:500-1:2000), ELISA (1:40000). Not yet tested in other applications.

Storage Buffer: PBS containing 50% Glycerol, 0.5% BSA and 0.02% Sodium Azide.

Storage Instructions: Stable for one year at -20°C from date of shipment. For maximum recovery of product, centrifuge the original vial after thawing and prior to removing the cap. Aliquot to avoid repeated freezing and thawing.




Fig. Western Blot analysis of various cells using UBCE7IP4 Polyclonal Antibody. Secondary antibody (catalog#: A21020) was diluted at 1:20000.

Note: The product listed herein is for research use only and is not intended for use in human or clinical diagnosis. Suggested applications of our products are not recommendations to use our products in violation of any patent or as a license. We cannot be responsible for patent infringements or other violations that may occur with the use of this product.