



Rad50 Polyclonal Antibody

Cat #: ABP52307

Size: 30µl /100µl /200µl

Product Information

	Product Name: Rad50 Polyclonal Antibody		
	Applications: WB, IHC-P, ELISA		Isotype: Rabbit IgG
	Reactivity: Human, Mouse, Rat		
REF	Catalog Number: ABP52307	LOT	Lot Number: Refer to product label
	Formulation: Liquid		Concentration: 1 mg/ml
	Storage: Store at -20°C. Avoid repeated freeze / thaw cycles.		Note: Contain sodium azide.

Background: RAD50 double strand break repair protein encoded by RAD50 is highly similar to *Saccharomyces cerevisiae* Rad50, a protein involved in DNA double-strand break repair. RAD50 double strand break repair protein forms a complex with MRE11 and NBS1. RAD50 double strand break repair protein complex binds to DNA and displays numerous enzymatic activities that are required for nonhomologous joining of DNA ends. RAD50 double strand break repair protein, cooperating with its partners, is important for DNA double-strand break repair, cell cycle checkpoint activation, telomere maintenance, and meiotic recombination. Knockout studies of the mouse homolog suggest RAD50 is essential for cell growth and viability. Mutations in RAD50 are the cause of Nijmegen breakage syndrome-like disorder.

Application Notes: Optimal working dilutions should be determined experimentally by the investigator. Suggested starting dilutions are as follows: WB (1:500-1:2000), IHC-P (1:100-1:300), ELISA (1:20000). Not yet tested in other applications.

Storage Buffer: PBS containing 50% Glycerol, 0.5% BSA and 0.02% Sodium Azide.

Storage Instructions: Stable for one year at -20°C from date of shipment. For maximum recovery of product, centrifuge the original vial after thawing and prior to removing the cap. Aliquot to avoid repeated freezing and thawing.

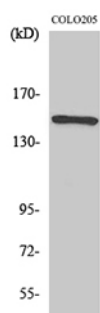


Fig. Western Blot analysis of various cells using Rad50 Polyclonal Antibody diluted at 1:1000.

Note: The product listed herein is for research use only and is not intended for use in human or clinical diagnosis. Suggested applications of our products are not recommendations to use our products in violation of any patent or as a license. We cannot be responsible for patent infringements or other violations that may occur with the use of this product.