



Rad18 Polyclonal Antibody

Cat #: ABP52305

Size: 30µl /100µl /200µl

Product Information

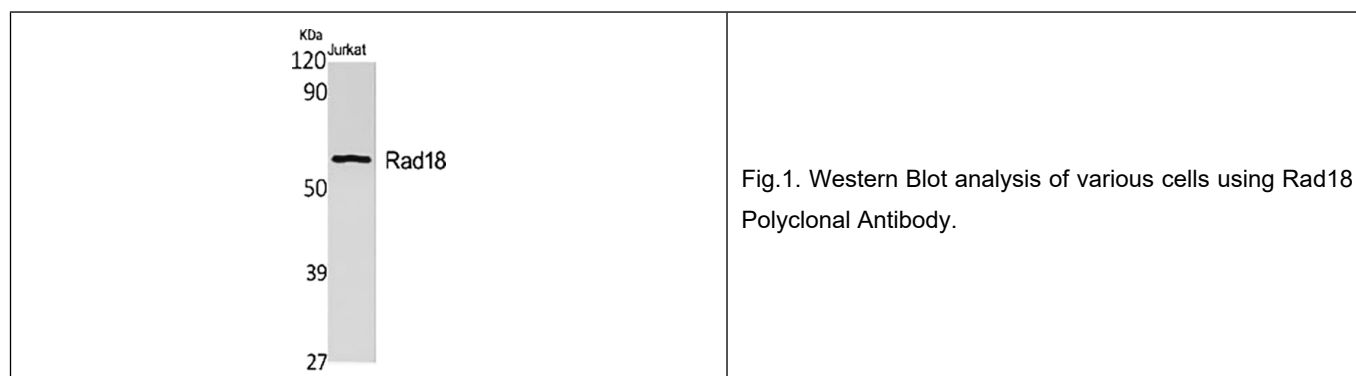
	Product Name: Rad18 Polyclonal Antibody		
	Applications: WB, ELISA		Isotype: Rabbit IgG
	Reactivity: Human, Rat		
REF	Catalog Number: ABP52305	LOT	Lot Number: Refer to product label
	Formulation: Liquid		Concentration: 1 mg/ml
	Storage: Store at -20°C. Avoid repeated freeze / thaw cycles.		Note: Contain sodium azide.

Background: RAD18, E3 ubiquitin protein ligase encoded by RAD18 is highly similar to *S. cerevisiae* DNA damage repair protein Rad18. Yeast Rad18 functions through its interaction with Rad6, which is an ubiquitin-conjugating enzyme required for post-replication repair of damaged DNA. Similar to its yeast counterpart, RAD18, E3 ubiquitin protein ligase is able to interact with the human homolog of yeast Rad6 protein through a conserved ring-finger motif. Mutation of this motif results in defective replication of UV-damaged DNA and hypersensitivity to multiple mutagens.

Application Notes: Optimal working dilutions should be determined experimentally by the investigator. Suggested starting dilutions are as follows: WB (1:500-1:2000), ELISA (1:40000). Not yet tested in other applications.

Storage Buffer: PBS containing 50% Glycerol, 0.5% BSA and 0.02% Sodium Azide.

Storage Instructions: Stable for one year at -20°C from date of shipment. For maximum recovery of product, centrifuge the original vial after thawing and prior to removing the cap. Aliquot to avoid repeated freezing and thawing.






Fig.2. Western Blot analysis of Jurkat cells using Rad18 Polyclonal Antibody.

Note: The product listed herein is for research use only and is not intended for use in human or clinical diagnosis. Suggested applications of our products are not recommendations to use our products in violation of any patent or as a license. We cannot be responsible for patent infringements or other violations that may occur with the use of this product.