



PAI-3 Polyclonal Antibody

Cat #: ABP52145

Size: 30µl /100µl /200µl

Product Information

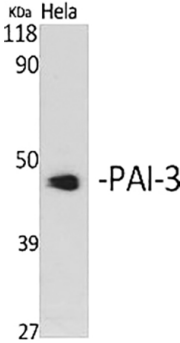
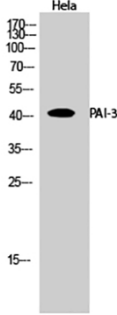
	Product Name: PAI-3 Polyclonal Antibody		
	Applications: WB, IHC-P, ELISA		Isotype: Rabbit IgG
	Reactivity: Human		
REF	Catalog Number: ABP52145	LOT	Lot Number: Refer to product label
	Formulation: Liquid		Concentration: 1 mg/ml
	Storage: Store at -20°C. Avoid repeated freeze / thaw cycles.		Note: Contain sodium azide.

Background: PAI-1, PAI-2 and PAI-3 (plasminogen activator inhibitor-1, -2 and -3) are members of the serpin serine proteinase inhibitor family. PAI-1 and PAI-2 regulate uPA (urokinase-type plasminogen activator) and TPA (tissue plasminogen activator), resulting in the inhibition of proteolytic activity. Members of the serpin family generally complex with their target proteinases, then disassociate slowly into cleaved species that fold into stable inactive forms. PAI-1 can fold into the inactive state without cleavage resulting in the latent form of PAI-1. Activity can be restored to the latent form of PAI-1 through denaturation and renaturation. PAI-2 occurs in secreted and cytosolic forms through facultative polypeptide translocation. PAI-3 inhibits plasminogen activators as well as activated protein C. PAI-3 is secreted in plasma, but is also expressed in liver.

Application Notes: Optimal working dilutions should be determined experimentally by the investigator. Suggested starting dilutions are as follows: WB (1:500-1:2000), IHC-P (1:100-1:300), ELISA (1:20000). Not yet tested in other applications.

Storage Buffer: PBS containing 50% Glycerol, 0.5% BSA and 0.02% Sodium Azide.

Storage Instructions: Stable for one year at -20°C from date of shipment. For maximum recovery of product, centrifuge the original vial after thawing and prior to removing the cap. Aliquot to avoid repeated freezing and thawing.

	<p>Fig.1. Western Blot analysis of various cells using PAI-3 Polyclonal Antibody.</p>
	<p>Fig.2. Western Blot analysis of hela cells using PAI-3 Polyclonal Antibody.</p>

Note: The product listed herein is for research use only and is not intended for use in human or clinical diagnosis. Suggested applications of our products are not recommendations to use our products in violation of any patent or as a license. We cannot be responsible for patent infringements or other violations that may occur with the use of this product.