



Dok-4 Polyclonal Antibody

Cat #: ABP51194

Size: 30µl /100µl /200µl

Product Information

	Product Name: Dok-4 Polyclonal Antibody		
	Applications: WB, IHC-P, IF, ELISA		Isotype: Rabbit IgG
	Reactivity: Human, Mouse		
REF	Catalog Number: ABP51194	LOT	Lot Number: Refer to product label
	Formulation: Liquid		Concentration: 1 mg/ml
	Storage: Store at -20°C. Avoid repeated freeze / thaw cycles.		Note: Contain sodium azide.

Background: The downstream of kinase family (Dok-1-7) are members of a class of docking proteins that interact with receptor tyrosine kinases and, via this interaction, mediate biological responses within the body. Dok-4 (Downstream of kinase-4) is a 326 amino acid protein that contains one PH domain and one IRS-type PTB domain and belongs to the Dok family of interacting proteins. Expressed in a variety of tissues with highest expression in liver, heart, kidney and skeletal muscle, Dok-4 plays an important role in Ret-mediated neurite outgrowth and may link Ret with downstream effectors during neuronal differentiation. Additionally, Dok-4 is thought to play a positive role in the activation of MAPK pathways and may participate in T-cell induced immune system regulation. Overexpression of Dok-4 is associated with clear cell renal cell carcinoma, suggesting a role for Dok-4 in tumorigenesis.

Application Notes: Optimal working dilutions should be determined experimentally by the investigator. Suggested starting dilutions are as follows: WB (1:500-1:2000), IHC-P (1:100-1:300), IF (1:200-1:1000), ELISA (1:20000). Not yet tested in other applications.

Storage Buffer: PBS containing 50% Glycerol, 0.5% BSA and 0.02% Sodium Azide.

Storage Instructions: Stable for one year at -20°C from date of shipment. For maximum recovery of product, centrifuge the original vial after thawing and prior to removing the cap. Aliquot to avoid repeated freezing and thawing.




Fig. Western Blot analysis of various cells using Dok-4 Polyclonal Antibody.

Note: The product listed herein is for research use only and is not intended for use in human or clinical diagnosis. Suggested applications of our products are not recommendations to use our products in violation of any patent or as a license. We cannot be responsible for patent infringements or other violations that may occur with the use of this product.