



DDX19B Polyclonal Antibody

Cat #: ABP51155

Size: 30µl /100µl /200µl

Product Information

| | | | |
|---|--|---|---|
| | Product Name: DDX19B Polyclonal Antibody | | |
| | Applications: WB, IHC-P, ELISA | | Isotype: Rabbit IgG |
| | Reactivity: Human, Mouse | | |
| REF | Catalog Number: ABP51155 | LOT | Lot Number: Refer to product label |
| | Formulation: Liquid | | Concentration: 1 mg/ml |
|  | Storage: Store at -20°C. Avoid repeated freeze / thaw cycles. |  | Note: Contain sodium azide. |

Background: DEAD box proteins, characterized by the conserved motif Asp-Glu-Ala-Asp (DEAD), are putative RNA helicases. They are implicated in a number of cellular processes involving alteration of RNA secondary structure such as translation initiation, nuclear and mitochondrial splicing, and ribosome and spliceosome assembly. Based on their distribution patterns, some members of this family are believed to be involved in embryogenesis, spermatogenesis, and cellular growth and division. DDX19B encodes a DEAD box protein, which exhibits RNA-dependent ATPase and ATP-dependent RNA-unwinding activities. DEAD-box helicase 19B is recruited to the cytoplasmic fibrils of the nuclear pore complex, where it participates in the export of mRNA from the nucleus. Multiple alternatively spliced transcript variants encoding different isoforms have been found for DDX19B.

Application Notes: Optimal working dilutions should be determined experimentally by the investigator. Suggested starting dilutions are as follows: WB (1:500-1:2000), IHC-P (1:100-1:300), ELISA (1:10000). Not yet tested in other applications.

Storage Buffer: PBS containing 50% Glycerol, 0.5% BSA and 0.02% Sodium Azide.

Storage Instructions: Stable for one year at -20°C from date of shipment. For maximum recovery of product, centrifuge the original vial after thawing and prior to removing the cap. Aliquot to avoid repeated freezing and thawing.




Fig. Western Blot analysis of various cells using DDX19B Polyclonal Antibody.

Note: The product listed herein is for research use only and is not intended for use in human or clinical diagnosis. Suggested applications of our products are not recommendations to use our products in violation of any patent or as a license. We cannot be responsible for patent infringements or other violations that may occur with the use of this product.