



CTDSP1 Polyclonal Antibody

Cat #: ABP51070

Size: 30µl /100µl /200µl

Product Information

	Product Name: CTDSP1 Polyclonal Antibody		
	Applications: WB, IHC-P, ELISA		Isotype: Rabbit IgG
	Reactivity: Human, Mouse, Rat		
REF	Catalog Number: ABP51070	LOT	Lot Number: Refer to product label
	Formulation: Liquid		Concentration: 1 mg/ml
	Storage: Store at -20°C. Avoid repeated freeze / thaw cycles.		Note: Contain sodium azide.

Background: CTDSP1 encodes a member of the small C-terminal domain phosphatase (SCP) family of nuclear phosphatases. These proteins play a role in transcriptional regulation through specific dephosphorylation of phosphoserine 5 within tandem heptapeptide repeats of the C-terminal domain of RNA polymerase II. The encoded protein (CTD small phosphatase 1) plays a role in neuronal gene silencing in non-neuronal cells, and may also inhibit osteoblast differentiation. Alternatively spliced transcript variants encoding multiple isoforms have been observed for CTDSP1.

Application Notes: Optimal working dilutions should be determined experimentally by the investigator. Suggested starting dilutions are as follows: WB (1:500-1:2000), IHC-P (1:100-1:300), ELISA (1:40000). Not yet tested in other applications.

Storage Buffer: PBS containing 50% Glycerol, 0.5% BSA and 0.02% Sodium Azide.

Storage Instructions: Stable for one year at -20°C from date of shipment. For maximum recovery of product, centrifuge the original vial after thawing and prior to removing the cap. Aliquot to avoid repeated freezing and thawing.



Fig.1. Western Blot analysis of various cells using CTDSP1 Polyclonal Antibody diluted at 1:1000.

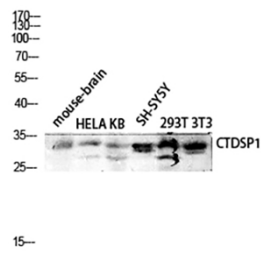


Fig.2. Western blot analysis of mouse-brain HELA KB SH-SY5Y 293T 3T3 lysis using CTDSP1 antibody. Antibody was diluted at 1:1000.

Note: The product listed herein is for research use only and is not intended for use in human or clinical diagnosis. Suggested applications of our products are not recommendations to use our products in violation of any patent or as a license. We cannot be responsible for patent infringements or other violations that may occur with the use of this product.