



## COL4A6 Polyclonal Antibody

Cat #: ABP51025

Size: 30µl /100µl /200µl

### Product Information

	<b>Product Name:</b> COL4A6 Polyclonal Antibody		
	<b>Applications:</b> WB, IHC-P, IF, ELISA		<b>Isotype:</b> Rabbit IgG
	<b>Reactivity:</b> Human		
<b>REF</b>	<b>Catalog Number:</b> ABP51025	<b>LOT</b>	<b>Lot Number:</b> Refer to product label
	<b>Formulation:</b> Liquid		<b>Concentration:</b> 1 mg/ml
	<b>Storage:</b> Store at -20°C. Avoid repeated freeze / thaw cycles.		<b>Note:</b> Contain sodium azide.

**Background:** COL4A6 encodes one of the six subunits of type IV collagen, the major structural component of basement membranes. Like the other members of the type IV collagen gene family, COL4A6 is organized in a head-to-head conformation with another type IV collagen gene, alpha 5 type IV collagen, so that the gene pair shares a common promoter. Deletions in the alpha 5 gene that extend into the alpha 6 gene result in diffuse leiomyomatosis accompanying the X-linked Alport syndrome caused by the deletion in the alpha 5 gene. Alternative splicing results in multiple transcript variants encoding different isoforms.

**Application Notes:** Optimal working dilutions should be determined experimentally by the investigator. Suggested starting dilutions are as follows: WB (1:500-1:2000), IHC-P (1:100-1:300), IF (1:200-1:1000), ELISA (1:40000). Not yet tested in other applications.

**Storage Buffer:** PBS containing 50% Glycerol, 0.5% BSA and 0.02% Sodium Azide.

**Storage Instructions:** Stable for one year at -20°C from date of shipment. For maximum recovery of product, centrifuge the original vial after thawing and prior to removing the cap. Aliquot to avoid repeated freezing and thawing.




Fig. Western Blot analysis of various cells using COL4A6 Polyclonal Antibody diluted at 1:500.

**Note:** The product listed herein is for research use only and is not intended for use in human or clinical diagnosis. Suggested applications of our products are not recommendations to use our products in violation of any patent or as a license. We cannot be responsible for patent infringements or other violations that may occur with the use of this product.