



CNPase Polyclonal Antibody

Cat #: ABP51016

Size: 30µl /100µl /200µl

Product Information

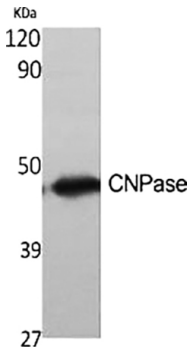
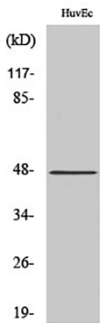
	Product Name: CNPase Polyclonal Antibody		
	Applications: WB, IHC-P, ELISA		Isotype: Rabbit IgG
	Reactivity: Human, Mouse, Rat		
REF	Catalog Number: ABP51016	LOT	Lot Number: Refer to product label
	Formulation: Liquid		Concentration: 1 mg/ml
	Storage: Store at -20°C. Avoid repeated freeze / thaw cycles.		Note: Contain sodium azide.

Background: 2',3'-cyclic nucleotide-3'-phosphodiesterase (CNPase) is a membrane-bound enzyme that can link tubulin to membranes and may regulate cytoplasmic microtubule distribution. CNPase acts as a microtubule-associated protein by promoting microtubule assembly; this activity resides in the C-terminus of the enzyme. CNPase is firmly associated with tubulin from brain tissue and thyroid cells and can be found at high concentrations in central nervous system myelin and in the outer segments of photoreceptors in the retina. Acute lead intoxication leads to disturbances in CNPase activity and the morphology of myelin.

Application Notes: Optimal working dilutions should be determined experimentally by the investigator. Suggested starting dilutions are as follows: WB (1:500-1:2000), IHC-P (1:100-1:300), ELISA (1:40000). Not yet tested in other applications.

Storage Buffer: PBS containing 50% Glycerol, 0.5% BSA and 0.02% Sodium Azide.

Storage Instructions: Stable for one year at -20°C from date of shipment. For maximum recovery of product, centrifuge the original vial after thawing and prior to removing the cap. Aliquot to avoid repeated freezing and thawing.

	<p>Fig.1. Western Blot analysis of various cells using CNPase Polyclonal Antibody diluted at 1:500.</p>
	<p>Fig.2. Western Blot analysis of MCF7 cells using CNPase Polyclonal Antibody diluted at 1:500.</p>

Note: The product listed herein is for research use only and is not intended for use in human or clinical diagnosis. Suggested applications of our products are not recommendations to use our products in violation of any patent or as a license. We cannot be responsible for patent infringements or other violations that may occur with the use of this product.