



CD88 Polyclonal Antibody

Cat #: ABP50919

Size: 30µl /100µl /200µl

Product Information

	Product Name: CD88 Polyclonal Antibody		
	Applications: WB, IHC-P, IF, ELISA		Isotype: Rabbit IgG
	Reactivity: Human		
REF	Catalog Number: ABP50919	LOT	Lot Number: Refer to product label
	Formulation: Liquid		Concentration: 1 mg/ml
	Storage: Store at -20°C. Avoid repeated freeze / thaw cycles.		Note: Contain sodium azide.

Background: CD88, also known as C5a receptor (C5aR), is a G protein-coupled integral membrane protein. CD88, which is expressed on neutrophils, monocytes, macrophages, hepatocytes and mast cells, as well as on various epithelial and endothelial cells, serves as a receptor for the inflammatory peptide C5a. Research studies suggest a role for CD88 in the inflammatory response. The binding of C5a to CD88 has been shown to elicit increased production of acute phase proteins in liver. In brain, an increased production of CD88 has been shown to be associated with inflammation. Research also indicates a role for C5a/C5aR in the pathogenesis of rheumatoid arthritis, as well as a heightened responsiveness of human bronchial epithelial cells (HBECs) to C5a upon exposure of these cells to cigarette smoke and other environmental irritants.

Application Notes: Optimal working dilutions should be determined experimentally by the investigator. Suggested starting dilutions are as follows: WB (1:500-1:2000), IHC-P (1:100-1:300), IF (1:200-1:1000), ELISA (1:5000). Not yet tested in other applications.

Storage Buffer: PBS containing 50% Glycerol, 0.5% BSA and 0.02% Sodium Azide.

Storage Instructions: Stable for one year at -20°C from date of shipment. For maximum recovery of product, centrifuge the original vial after thawing and prior to removing the cap. Aliquot to avoid repeated freezing and thawing.

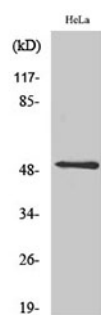


Fig. Western Blot analysis of various cells using CD88 Polyclonal Antibody.

Note: The product listed herein is for research use only and is not intended for use in human or clinical diagnosis. Suggested applications of our products are not recommendations to use our products in violation of any patent or as a license. We cannot be responsible for patent infringements or other violations that may occur with the use of this product.