



Aven Polyclonal Antibody

Cat #: ABP50737

Size: 30µl /100µl /200µl

Product Information

	Product Name: Aven Polyclonal Antibody		
	Applications: WB , IHC-P, IF, ELISA		Isotype: Rabbit IgG
	Reactivity: Human, Monkey		
REF	Catalog Number: ABP50737	LOT	Lot Number: Refer to product label
	Formulation: Liquid		Concentration: 1 mg/ml
	Storage: Store at -20°C. Avoid repeated freeze / thaw cycles.		Note: Contain sodium azide.

Background: AVEN, a cell death regulator, is an important signal inducer in acute leukemia. AVEN is a highly conserved peripheral membrane protein that protects the cell against the proteolytic activation of caspases as well as Apaf-1 mediated apoptosis by interfering with Apaf-1's ability to self-associate. Bcl-2 and Bad also interact with AVEN to prevent apoptosis. AVEN is highly expressed in ovary, heart, thymus, spleen, testis and colon, but can also be detected in other tissues. Erythropoietin and methylprednisolone may play important roles in the expression of AVEN in cardiac tissue, especially after a traumatic brain injury. In young patients suffering from acute lymphoblastic leukemia (ALL), AVEN expression may be a useful tool in prognosis prediction.

Application Notes: Optimal working dilutions should be determined experimentally by the investigator. Suggested starting dilutions are as follows: WB (1:500-1:2000), IHC-P (1:100-1:300), IF (1:200-1:1000), ELISA (1:20000). Not yet tested in other applications.

Storage Buffer: PBS containing 50% Glycerol, 0.5% BSA and 0.02% Sodium Azide.

Storage Instructions: Stable for one year at -20°C from date of shipment. For maximum recovery of product, centrifuge the original vial after thawing and prior to removing the cap. Aliquot to avoid repeated freezing and thawing.

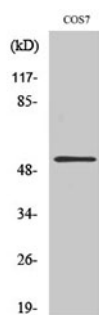


Fig. Western Blot analysis of various cells using Aven Polyclonal Antibody.

Note: The product listed herein is for research use only and is not intended for use in human or clinical diagnosis. Suggested applications of our products are not recommendations to use our products in violation of any patent or as a license. We cannot be responsible for patent infringements or other violations that may occur with the use of this product.