



A20 Polyclonal Antibody

Cat #: ABP50557

Size: 30µl /100µl /200µl

Product Information


	Product Name: A20 Polyclonal Antibody		
	Applications: WB , IF, ELISA		Isotype: Rabbit IgG
	Reactivity: Human, Mouse		
REF	Catalog Number: ABP50557	LOT	Lot Number: Refer to product label
	Formulation: Liquid		Concentration: 1 mg/ml
	Storage: Store at -20°C. Avoid repeated freeze / thaw cycles.		Note: Contain sodium azide.

Background: TNFAIP3 was identified as a gene whose expression is rapidly induced by the tumor necrosis factor (TNF). TNF alpha induced protein 3 encoded by TNFAIP3 is a zinc finger protein and ubiquitin-editing enzyme, and has been shown to inhibit NF-kappa B activation as well as TNF-mediated apoptosis. The encoded protein, which has both ubiquitin ligase and deubiquitinase activities, is involved in the cytokine-mediated immune and inflammatory responses. Several transcript variants encoding the same protein have been found for TNFAIP3.

Application Notes: Optimal working dilutions should be determined experimentally by the investigator. Suggested starting dilutions are as follows: WB (1:500-1:2000), IF (1:200-1:1000), ELISA (1:20000). Not yet tested in other applications.

Storage Buffer: PBS containing 50% Glycerol, 0.5% BSA and 0.02% Sodium Azide.

Storage Instructions: Stable for one year at -20°C from date of shipment. For maximum recovery of product, centrifuge the original vial after thawing and prior to removing the cap. Aliquot to avoid repeated freezing and thawing.






Fig.2. Western Blot analysis of 293 cells using A20 Polyclonal Antibody.

Note: The product listed herein is for research use only and is not intended for use in human or clinical diagnosis. Suggested applications of our products are not recommendations to use our products in violation of any patent or as a license. We cannot be responsible for patent infringements or other violations that may occur with the use of this product.