



Cot (phospho Thr290) Polyclonal Antibody

Cat #: ABP50517

Size: 30µl /100µl /200µl

Product Information

	Product Name: Cot (phospho Thr290) Polyclonal Antibody		
	Applications: WB , IHC-P, IF, ELISA		Isotype: Rabbit IgG
	Reactivity: Human, Mouse, Rat		
REF	Catalog Number: ABP50517	LOT	Lot Number: Refer to product label
	Formulation: Liquid		Concentration: 1 mg/ml
	Storage: Store at -20°C. Avoid repeated freeze / thaw cycles.		Note: Contain sodium azide.

Background: MAP3K8 is an oncogene that encodes a member of the serine/threonine protein kinase family. Mitogen-activated protein kinase 8 localizes to the cytoplasm and can activate both the MAP kinase and JNK kinase pathways. This protein was shown to activate IκB kinases, and thus induce the nuclear production of NF-κB. This protein was also found to promote the production of TNF-α and IL-2 during T lymphocyte activation. This gene may also utilize a downstream in-frame translation start codon, and thus produce an isoform containing a shorter N-terminus. The shorter isoform has been shown to display weaker transforming activity. Alternate splicing results in multiple transcript variants that encode the same protein.

Application Notes: Optimal working dilutions should be determined experimentally by the investigator. Suggested starting dilutions are as follows: WB (1:500-1:2000), IHC-P (1:100-1:300), IF (1:200-1:1000), ELISA (1:40000). Not yet tested in other applications.

Storage Buffer: PBS containing 50% Glycerol, 0.5% BSA and 0.02% Sodium Azide.

Storage Instructions: Stable for one year at -20°C from date of shipment. For maximum recovery of product, centrifuge the original vial after thawing and prior to removing the cap. Aliquot to avoid repeated freezing and thawing.

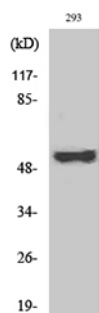


Fig. Western Blot analysis of various cells using Phospho-Cot (T290) Polyclonal Antibody.

Note: The product listed herein is for research use only and is not intended for use in human or clinical diagnosis. Suggested applications of our products are not recommendations to use our products in violation of any patent or as a license. We cannot be responsible for patent infringements or other violations that may occur with the use of this product.