



YAP (phospho Ser127) Polyclonal Antibody

Cat #: ABP50490

Size: 30µl/100µl/200µl

Product Information

	Product Name: YAP (phospho Ser127) Polyclonal Antibody		
	Applications: IF, WB, IHC-P, ELISA		Isotype: Rabbit IgG
	Reactivity: Human, Mouse, Rat, Monkey		
REF	Catalog Number: ABP50490	LOT	Lot Number: Refer to product label
	Formulation: Liquid		Concentration: 1 mg/ml
	Storage: Store at -20°C. Avoid repeated freeze / thaw cycles.		Note: Contain sodium azide.

Background: YAP1 encodes a downstream nuclear effector(Yes associated protein 1) of the Hippo signaling pathway which is involved in development, growth, repair, and homeostasis. YAP1 is known to play a role in the development and progression of multiple cancers as a transcriptional regulator of this signaling pathway and may function as a potential target for cancer treatment. Alternative splicing results in multiple transcript variants encoding different isoforms.

Application Notes: Optimal working dilutions should be determined experimentally by the investigator. Suggested starting dilutions are as follows: WB (1:500-1:2000), IHC-P (1:100-1:300), Elisa (1:40000). Not yet tested in other applications.

Storage Buffer: PBS containing 50% glycerol, 0.5% BSA and 0.02% Sodium Azide.

Storage Instructions: Stable for one year at -20°C from date of shipment. For maximum recovery of product, centrifuge the original vial after thawing and prior to removing the cap. Aliquot to avoid repeated freezing and thawing.

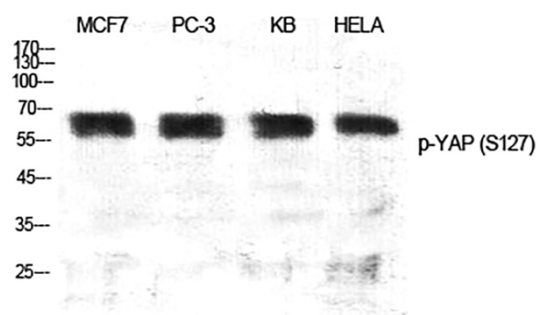


Fig.1 Western Blot analysis of MCF-7 (1), PC-3 (2), KB (3), Hela (4), diluted at 1:500.

Note: The product listed herein is for research use only and is not intended for use in human or clinical diagnosis. Suggested applications of our products are not recommendations to use our products in violation of any patent or as a license. We cannot be responsible for patent infringements or other violations that may occur with the use of this product.