



## EGFR (phospho Tyr1092) Polyclonal Antibody

Cat #: ABP50302

Size: 30µl /100µl /200µl

### Product Information

	<b>Product Name:</b> EGFR (phospho Tyr1092) Polyclonal Antibody		
	<b>Applications:</b> WB, IHC-P, ELISA		<b>Isotype:</b> Rabbit IgG
	<b>Reactivity:</b> Human, Mouse, Rat		
<b>REF</b>	<b>Catalog Number:</b> ABP50302	<b>LOT</b>	<b>Lot Number:</b> Refer to product label
	<b>Formulation:</b> Liquid		<b>Concentration:</b> 1 mg/ml
	<b>Storage:</b> Store at -20°C. Avoid repeated freeze / thaw cycles.		<b>Note:</b> Contain sodium azide.

**Background:** Epidermal growth factor receptor encoded by EGFR is a transmembrane glycoprotein that is a member of the protein kinase superfamily. Epidermal growth factor receptor is a receptor for members of the epidermal growth factor family. EGFR is a cell surface protein that binds to epidermal growth factor. Binding of epidermal growth factor receptor to a ligand induces receptor dimerization and tyrosine autophosphorylation and leads to cell proliferation. Mutations in EGFR are associated with lung cancer.

**Application Notes:** Optimal working dilutions should be determined experimentally by the investigator. Suggested starting dilutions are as follows: WB (1:500-1:2000), IHC-P (1:100-1:300), ELISA (1:20000). Not yet tested in other applications.

**Storage Buffer:** PBS containing 50% Glycerol, 0.5% BSA and 0.02% Sodium Azide.

**Storage Instructions:** Stable for one year at -20°C from date of shipment. For maximum recovery of product, centrifuge the original vial after thawing and prior to removing the cap. Aliquot to avoid repeated freezing and thawing.




Fig. Western Blot analysis of various cells using Phospho-EGFR (Y1092) Polyclonal Antibody diluted at 1:500.

**Note:** The product listed herein is for research use only and is not intended for use in human or clinical diagnosis. Suggested applications of our products are not recommendations to use our products in violation of any patent or as a license. We cannot be responsible for patent infringements or other violations that may occur with the use of this product.