



GSK3 β (phospho Ser9) Polyclonal Antibody

Cat #: ABP0037

Size: 100 μ l

Product Information

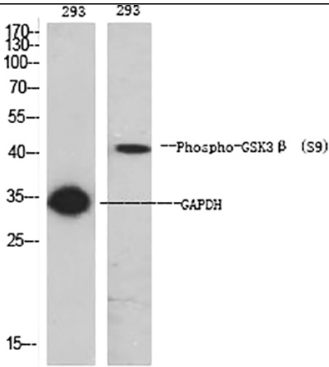
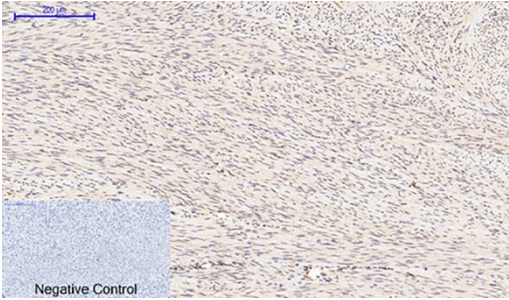
	Product Name: GSK3 β (phospho Ser9) Polyclonal Antibody		
	Applications: WB, IF, IHC-P, ELISA, IP		Isotype: Rabbit IgG
	Reactivity: Human, Mouse, Rat		
REF	Catalog Number: ABP0037	LOT	Lot Number: Refer to product label
	Formulation: Liquid		Concentration: 1 mg/ml
	Storage: Store at -20°C. Avoid repeated freeze / thaw cycles.		Note: Contain sodium azide.

Background: Glycogen synthase kinase 3 beta encoded by GSK3B is a serine-threonine kinase, belonging to the glycogen synthase kinase subfamily. It is involved in energy metabolism, neuronal cell development, and body pattern formation. Polymorphisms in this gene have been implicated in modifying risk of Parkinson disease, and studies in mice show that overexpression of GSK3B may be relevant to the pathogenesis of Alzheimer disease. Alternatively spliced transcript variants encoding different isoforms have been found for GSK3B.

Application Notes: Optimal working dilutions should be determined experimentally by the investigator. Suggested starting dilutions are as follows: WB (1:500-1:2000), IF (1:50-1:200), IHC-P (1:100-1:300), IP (2-5 ug/mg lysate), ELISA (1:5000). Not yet tested in other applica

Storage Buffer: PBS, pH 7.4, containing 0.02% Sodium Azide as preservative and 50% Glycerol.

Storage Instructions: Stable for one year at -20°C from date of shipment. For maximum recovery of product, centrifuge the original vial after thawing and prior to removing the cap. Aliquot to avoid repeated freezing and thawing.

	<p>Fig.1. Western blot analysis of 293 (1), 293 (2), diluted at 1:1000.</p>
	<p>Fig.2. Immunohistochemical analysis of paraffin-embedded human uterus tissue. 1, GSK3β (phospho Ser9) Polyclonal Antibody was diluted at 1:200 (4°C, overnight). 2, Sodium citrate pH 6.0 was used for antibody retrieval (>98°C, 20min). 3, secondary antibody was diluted at 1:200 (room temperature, 30min). Negative control was used by secondary antibody only.</p>

Note: The product listed herein is for research use only and is not intended for use in human or clinical diagnosis. Suggested applications of our products are not recommendations to use our products in violation of any patent or as a license. We cannot be responsible for patent infringements or other violations that may occur with the use of this product.