



## HIF-1 $\beta$ /ARNT Monoclonal Antibody

Cat #: ABM0073

Size: 100 $\mu$ l

### Product Information

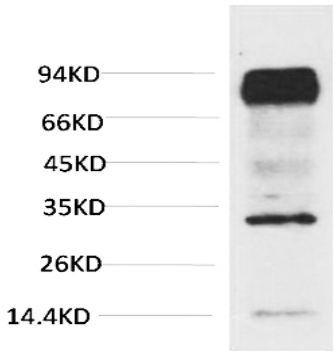
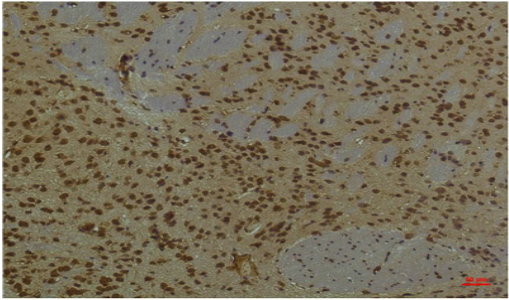
	<b>Product Name:</b> HIF-1 $\beta$ /ARNT Monoclonal Antibody		
	<b>Applications:</b> WB, IHC-P		<b>Isotype:</b> Mouse IgG1
	<b>Reactivity:</b> Mouse		
<b>REF</b>	<b>Catalog Number:</b> ABM0073	<b>LOT</b>	<b>Lot Number:</b> Refer to product label
	<b>Formulation:</b> Liquid		<b>Concentration:</b> 1 mg/ml
	<b>Storage:</b> Store at -20°C. Avoid repeated freeze / thaw cycles.		<b>Note:</b> Contain sodium azide.

**Background:** ARNT (aryl hydrocarbon receptor nuclear translocator) encodes a protein containing a basic helix-loop-helix domain and two characteristic PAS domains along with a PAC domain. The encoded protein binds to ligand-bound aryl hydrocarbon receptor and aids in the movement of this complex to the nucleus, where it promotes the expression of genes involved in xenobiotic metabolism. This protein is also a co-factor for transcriptional regulation by hypoxia-inducible factor 1. Chromosomal translocation of ARNT with the ETV6 (ets variant 6) gene on chromosome 12 have been described in leukemias. Alternative splicing results in multiple transcript variants.

**Application Notes:** Optimal working dilutions should be determined experimentally by the investigator. Suggested starting dilutions are as follows: WB (1:1000-1:2000), IHC-P (1:100-1:200).

**Storage Buffer:** PBS, pH 7.4, containing 0.02% Sodium Azide as preservative and 50% Glycerol.

**Storage Instructions:** Stable for one year at -20°C from date of shipment. For maximum recovery of product, centrifuge the original vial after thawing and prior to removing the cap. Aliquot to avoid repeated freezing and thawing.

	<p>Fig.1. Western blot analysis of Mouse Brain Tissue with HIF-1 <math>\beta</math>/ARNT Mouse mAb diluted at 1:2000.</p>
	<p>Fig.2. Immunohistochemical analysis of paraffin-embedded Mouse Brain Tissue using HIF-1 <math>\beta</math>/ARNT Mouse mAb diluted at 1:200.</p>

**Note:** The product listed herein is for research use only and is not intended for use in human or clinical diagnosis. Suggested applications of our products are not recommendations to use our products in violation of any patent or as a license. We cannot be responsible for patent infringements or other violations that may occur with the use of this product.