



p53 Monoclonal Antibody

Cat #: ABM0016

Size: 100µl

Product Information

	Product Name: p53 Monoclonal Antibody		
	Applications: WB, IF, IHC-P		Isotype: Mouse IgG1
	Reactivity: Human		
REF	Catalog Number: ABM0016	LOT	Lot Number: Refer to product label
	Formulation: Liquid		Concentration: 1 mg/ml
	Storage: Store at -20°C. Avoid repeated freeze / thaw cycles.		Note: Contain sodium azide.

Background: TP53 encodes a tumor suppressor protein containing transcriptional activation, DNA binding, and oligomerization domains. Tumor protein p53 responds to diverse cellular stresses to regulate expression of target genes, thereby inducing cell cycle arrest, apoptosis, senescence, DNA repair, or changes in metabolism. Mutations in TP53 are associated with a variety of human cancers, including hereditary cancers such as Li-Fraumeni syndrome. Alternative splicing of TP53 and the use of alternate promoters result in multiple transcript variants and isoforms. Additional isoforms have also been shown to result from the use of alternate translation initiation codons (PMIDs: 12032546, 20937277).

Application Notes: Optimal working dilutions should be determined experimentally by the investigator. Suggested starting dilutions are as follows: WB (1:2000), IHC-P (1:200), IF (1:100-1:200).

Storage Buffer: PBS, pH 7.4, containing 0.02% Sodium Azide as preservative and 50% Glycerol.

Storage Instructions: Stable for one year at -20°C from date of shipment. For maximum recovery of product, centrifuge the original vial after thawing and prior to removing the cap. Aliquot to avoid repeated freezing and thawing.

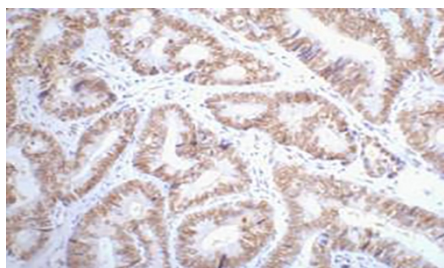


Fig.1. IHC-P staining of Human colon cancer tissue paraffin-embedded, diluted at 1:200.

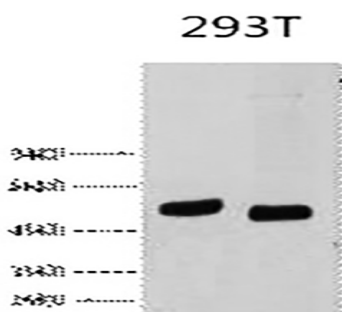


Fig.2. Western blot analysis of 293T, diluted at 1) 1:1000, 2) 1:2000.

Note: The product listed herein is for research use only and is not intended for use in human or clinical diagnosis. Suggested applications of our products are not recommendations to use our products in violation of any patent or as a license. We cannot be responsible for patent infringements or other violations that may occur with the use of this product.