



## Anti-mCherry Tag Mouse Monoclonal Antibody (9D3)

Cat #: A02080

Size: 50µl /200µl /200µl×5

### Product Information

	<b>Product Name:</b> Anti-mCherry Tag Mouse Monoclonal Antibody (9D3)		
	<b>Applications:</b> WB, IF		<b>Isotype:</b> Mouse IgG
	<b>Reactivity:</b> All Species Expected		
<b>REF</b>	<b>Catalog Number:</b> A02080	<b>LOT</b>	<b>Lot Number:</b> Refer to product label
	<b>Formulation:</b> Liquid		<b>Concentration:</b> 1 mg/ml
	<b>Storage:</b> Store at -20°C. Avoid repeated freeze / thaw cycles.		<b>Note:</b> Contain sodium azide.

**Background:** mCherry is a fluorophore (a fluorescent protein) used in biotechnology as a tracer to follow the flow of fluids, as a marker when tagged to molecules and cell components. mCherry, derived from a protein isolated from *Discosoma* sp., is a 28.8kD monomeric fluorescent construct with peak absorption/emission at 587 nm and 610 nm. mCherry is sometimes preferred to other fluorophores due to its colour, as well as its photostability compared to other monomeric fluorophores.

**Application Notes:** Optimal working dilutions should be determined experimentally by the investigator. Suggested starting dilutions are as follows: WB (1:5000).

**Storage Buffer:** Liquid in PBS, pH 7.4, containing 0.02% Sodium Azide as preservative and 50% Glycerol.

**Storage Instructions:** Stable for one year at -20°C from date of shipment. For maximum recovery of product, centrifuge the original vial after thawing and prior to removing the cap. Aliquot to avoid repeated freezing and thawing.

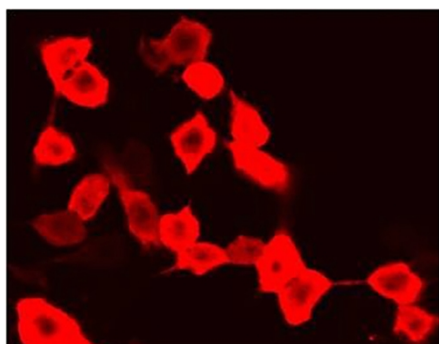


Fig.1. Immunofluorescence staining (1:200) of mCherry fusion protein in 293 cells with red.

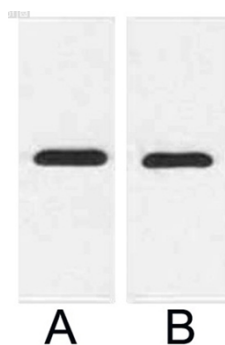


Fig.2. Western blot analysis of 1ug mCherry fusion protein with Anti-mCherry Tag Mouse Monoclonal Antibody (9D3) in 1:2000 (lane A) and 1:5000 (lane B) dilutions.

**Note:** The product listed herein is for research use only and is not intended for use in human or clinical diagnosis. Suggested applications of our products are not recommendations to use our products in violation of any patent or as a license. We cannot be responsible for patent infringements or other violations that may occur with the use of this product.