



Anti- α -Tubulin Monoclonal Antibody (3G5), AbFluor™ 594 Conjugated

Cat #: A01080A594

Size: 100 μ l

Product Information

	Product Name: Anti- α -Tubulin Monoclonal Antibody (3G5), AbFluor™ 594 Conjugated		
	Applications: IHC, IF		Isotype: Mouse IgG
	Reactivity: Human, Mouse, Rat		
REF	Catalog Number: A01080A594	LOT	Lot Number: Refer to product label
	Formulation: Liquid		Concentration: 1 mg/ml
	Storage: Store at -20°C protected from light. Avoid repeated freeze / thaw cycles.		Note: Contain sodium azide.

Background: Microtubules of the eukaryotic cytoskeleton perform essential and diverse functions and are composed of a heterodimer of alpha and beta tubulins. The genes encoding these microtubule constituents belong to the tubulin superfamily, which is composed of six distinct families. Genes from the alpha, beta and gamma tubulin families are found in all eukaryotes. The alpha and beta tubulins represent the major components of microtubules, while gamma tubulin plays a critical role in the nucleation of microtubule assembly. There are multiple alpha and beta tubulin genes, which are highly conserved among species. TUBA1A encodes alpha tubulin and is highly similar to the mouse and rat Tuba1 genes. Northern blotting studies have shown that TUBA1A expression is predominantly found in morphologically differentiated neurologic cells. TUBA1A is one of three alpha-tubulin genes in a cluster on chromosome 12q. Mutations in TUBA1A cause lissencephaly type 3 (LIS3) - a neurological condition characterized by microcephaly, mental retardation, and early-onset epilepsy and caused by defective neuronal migration. Alternative splicing results in multiple transcript variants encoding distinct isoforms.

Application Notes: Optimal working dilutions should be determined experimentally by the investigator. Suggested starting dilutions are as follows: IHC (1:50-1:300), IF (1:200).

Storage Buffer: Liquid in PBS, pH 7.4, containing 0.02% Sodium Azide as preservative and 50% Glycerol.

Storage Instructions: Stable for one year at -20°C from date of shipment. For maximum recovery of product, centrifuge the original vial after thawing and prior to removing the cap. Aliquot to avoid repeated freezing and thawing. Store in the dark.

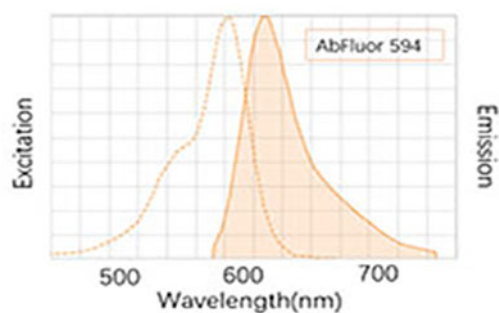


Fig. AbFluor™ 594 ($\lambda_{EX}/\lambda_{Em}$: 490/515 nm) is the brightest deep red dye which is super alternative to Texas Red Dye, DyLight 594 and Alexa Fluor 594.

Note: The product listed herein is for research use only and is not intended for use in human or clinical diagnosis. Suggested applications of our products are not recommendations to use our products in violation of any patent or as a license. We cannot be responsible for patent infringements or other violations that may occur with the use of this product.