



## Anti-COX IV Mouse Monoclonal Antibody (14Y2), AbFluor™ 350 Conjugated

Cat #: A01060A350

Size: 100µl

### Product Information

	<b>Product Name:</b> Anti-COX IV Mouse Monoclonal Antibody (14Y2), AbFluor™ 350 Conjugated		
	<b>Applications:</b> IHC, IF		<b>Isotype:</b> Mouse IgG1
	<b>Reactivity:</b> Human, Mouse, Rat		
<b>REF</b>	<b>Catalog Number:</b> A01060A350	<b>LOT</b>	<b>Lot Number:</b> Refer to product label
	<b>Formulation:</b> Liquid		<b>Concentration:</b> 1 mg/ml
	<b>Storage:</b> Store at -20°C protected from light. Avoid repeated freeze / thaw cycles.		<b>Note:</b> Contain sodium azide.

**Background:** Cytochrome c Oxidase or Complex IV (EC 1.9.3.1) is a large transmembrane protein complex found in bacteria and the mitochondrion. It is the last enzyme in the respiratory electron transport chain of mitochondria (or bacteria) located in the mitochondrial (or bacterial) membrane. It receives an electron from each of four cytochrome c molecules, and transfers them to one oxygen molecule, converting molecular oxygen to two molecules of water.

**Application Notes:** Optimal working dilutions should be determined experimentally by the investigator. Suggested starting dilutions are as follows: IHC (1:50-1:300), IF (1:200).

**Storage Buffer:** Liquid in PBS, pH 7.4, containing 0.02% Sodium Azide as preservative and 50% Glycerol.

**Storage Instructions:** Stable for one year at -20°C from date of shipment. For maximum recovery of product, centrifuge the original vial after thawing and prior to removing the cap. Aliquot to avoid repeated freezing and thawing. Store in the dark.

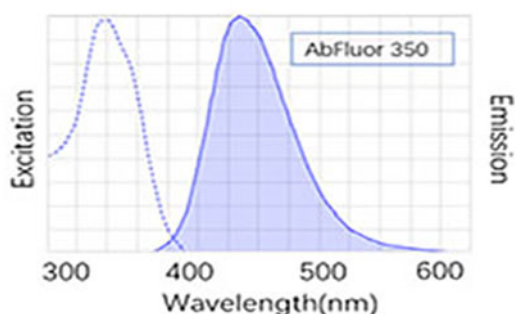


Fig. AbFluor™ 350 ( $\lambda_{EX}/\lambda_{Em}$ : 347/448 nm) is a bright UV-excitable blue fluorescent dye which is super alternative to AMCA, Dylight 350 and Alexa Fluor 350.

**Note:** The product listed herein is for research use only and is not intended for use in human or clinical diagnosis. Suggested applications of our products are not recommendations to use our products in violation of any patent or as a license. We cannot be responsible for patent infringements or other violations that may occur with the use of this product.