



DyLight 405, Goat Anti-Rat IgG

Cat #: A23140

Size: 100µl /500µl

Product Information

	Product Name: DyLight 405, Goat Anti-Rat IgG		
	Applications: IF, ICC, FCM		Isotype: Goat IgG
	Reactivity: Rat		
REF	Catalog Number: A23140	LOT	Lot Number: Refer to product label
	Formulation: Liquid		Concentration: 0.5 mg/ml
	Storage: Store at -20°C. Avoid repeated freeze / thaw cycles.		Note: Contain sodium azide.

Background: Abbkinel secondary antibodies are available conjugated to enzyme, biotin or fluorophore for use in a variety of antibody-based applications including Western Blot, ImmunoHistoChemistry, ImmunoFluorescence, Flow Cytometry and ELISA. We offer high quality secondary antibodies from goat, rabbit and donkey sources for your each application. Serum adsorbed secondary antibodies are also available and are recommended for use with immunoglobulin-rich samples.

Application Notes: Optimal working dilutions should be determined experimentally by the investigator. Suggested starting 1:50-1:1000 dilutions for most fluorescent applications.

Storage Buffer: Liquid in PBS, pH 7.4, containing 0.02% Sodium Azide as preservative, 1% BSA as stablizer and 50% Glycerol.

Storage Instructions: Stable for one year at -20°C from date of shipment. For maximum recovery of product, centrifuge the original vial after thawing and prior to removing the cap. Aliquot to avoid repeated freezing and thawing.

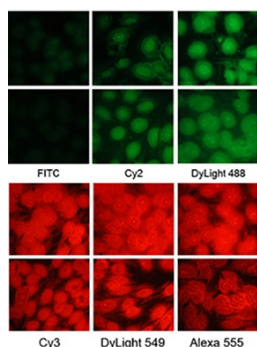


Fig.1. DyLight fluorescent dyes are a new family of dyes with improved brightness. DyLight 488-antibody conjugates are brighter than Cy2 and FITC conjugates and similar in brightness to Alexa Fluor 488 conjugates. DyLight 549-antibody conjugates shows brighter inflorescence than TRITC conjugates. Also, DyLight 594-antibody conjugates are noticeably brighter than Alexa 594 conjugates, and much brighter and more water soluble than Texas Red conjugates.

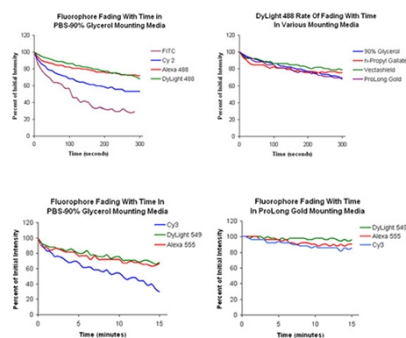


Fig.2. DyLight fluorescent dyes show improved photostability as well. DyLight 488 conjugates fade less than FITC and Cy2 conjugates in mounting media indicating that the DyLight 488 molecule is inherently more photostable in epifluorescence microscopes. DyLight 549 conjugates are about as photostable as Alexa 555 conjugates and slightly more photostable than Cy3 conjugates.

Note: The product listed herein is for research use only and is not intended for use in human or clinical diagnosis. Suggested applications of our products are not recommendations to use our products in violation of any patent or as a license. We cannot be responsible for patent infringements or other violations that may occur with the use of this product.