



Anti-Histone H3 Mouse Monoclonal Antibody (2D10)

Cat #: A01070

Size: 50µl/200µl/200µl×5

Product Information

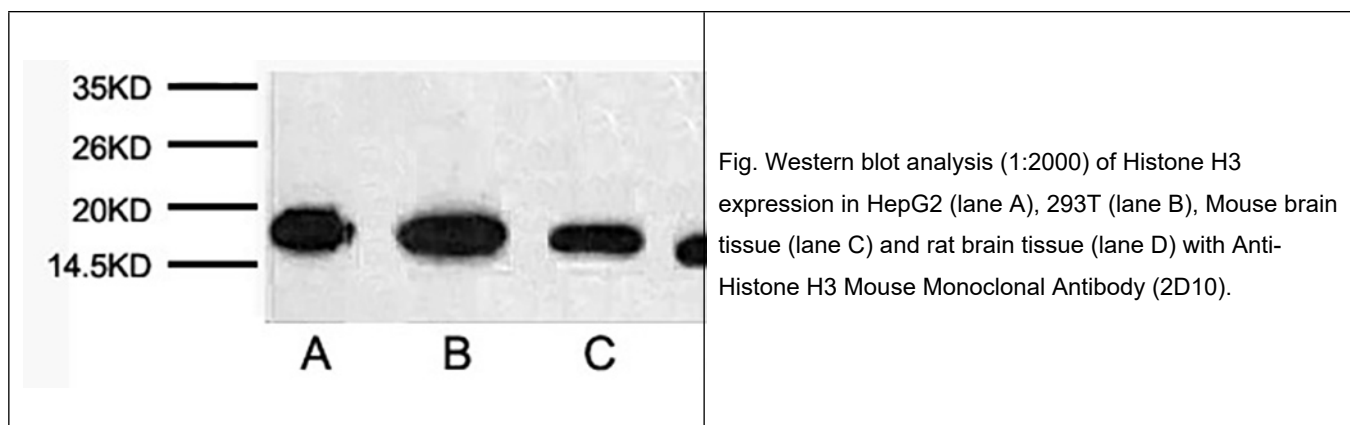
| | | | |
|---|---|---|---|
| | Product Name: Anti-Histone H3 Mouse Monoclonal Antibody (2D10) | | |
| | Applications: WB, IHC, IF, IP | | Isotype: Mouse IgG1 |
| | Reactivity: Human, Mouse, Rat, Yeast | | |
| REF | Catalog Number: A01070 | LOT | Lot Number: Refer to product label |
| | Formulation: Liquid | | Concentration: 1 mg/ml |
|  | Storage: Store at -20°C. Avoid repeated freeze / thaw cycles. |  | Note: Contain sodium azide. |

Background: Histone H3 is one of the five main histone proteins involved in the structure of chromatin in eukaryotic cells. Core component of nucleosome. Nucleosomes wrap and compact DNA into chromatin, limiting DNA accessibility to the cellular machineries which require DNA as a template. Histones thereby play a central role in transcription regulation, DNA repair, DNA replication and chromosomal stability.

Application Notes: Optimal working dilutions should be determined experimentally by the investigator. Suggested starting dilutions are as follows: WB (1:2000-1:5000), IHC (1:50-1:300), IF (1:100-1:500), IP (1:200).

Storage Buffer: Liquid in PBS, pH 7.4, containing 0.02% Sodium Azide as preservative and 50% Glycerol.

Storage Instructions: Stable for one year at -20°C from date of shipment. For maximum recovery of product, centrifuge the original vial after thawing and prior to removing the cap. Aliquot to avoid repeated freezing and thawing.



Note: The product listed herein is for research use only and is not intended for use in human or clinical diagnosis. Suggested applications of our products are not recommendations to use our products in violation of any patent or as a license. We cannot be responsible for patent infringements or other violations that may occur with the use of this product.